

**Pretrial Fairness Act (PFA) Weekly Dashboard**

September 18, 2023 – January 24, 2026

The Pretrial Fairness Act (PFA) Dashboard is a cumulative summary of initial decision points for criminal cases filed in the Circuit Court of Cook County since the Pretrial Fairness Act took effect on September 18, 2023. While the dashboard presents data, it should not be considered an analysis of the effectiveness of the Pretrial Fairness Act compared to the criminal justice system prior to the Act.

Data sources are: administrative data from the Enterprise Justice Case Management System (CMS) maintained by the Clerk of the Circuit Court; Public Safety Assessments; assignments to and weekly caseloads for pretrial supervision, Home Confinement Unit (HCU) – Curfew Program, and the Domestic Violence Exclusion Zone Program all collected and maintained by Adult Probation’s Pretrial Services Unit and the Social Services Department; and publicly available information on the daily jail and Sheriff’s electronic monitoring program. Summary data for the dashboard are compiled by staff from the Office of the Chief Judge.<sup>1</sup>

The dashboard reports:

- The volume and top charge composition of criminal misdemeanor, domestic violence, and felony cases filed since the PFA effective date.
- Three major pretrial decision points:
  - Law enforcement’s decision to release with a citation or hold for first appearance
  - The Cook County State’s Attorney Office (SAO) decision to file a petition to detain for cases in which there is a detention eligible charge
  - The Court’s decision to grant or deny the state’s petitions to detain.<sup>2</sup>
- Two measures for individuals released during their pretrial period:
  - Court Appearance Rates and
  - Community Safety Rates
- Adult Probation Department - Pretrial Services and Social Services Department activity:
  - Number of completed Public Safety Assessments and
  - Pretrial Services caseload dynamics
- Changes in the Cook County Sheriff’s custodial population.

<sup>1</sup> Each week, OJC rebuilds cumulative numbers with the addition of a new week of data. However, all differences in the cumulative data in Tables 1 through 4 and Figures 1A through 7 from the current week and the prior week will not be due entirely to case activities that occurred in the new week. Lag in data entry will account for a small portion of this difference. Improvements in the programming that processes Clerk data will also account for some week over week differences in new filings, top offense, and other dashboard measures.

<sup>2</sup> Formally, detention eligible charges are those in 725 ILCS 5/110-6.1 Sections (a)(1) non-probationable felony based on charge/background; (a) (1.5) forcible felony; (a)(2) stalking; (a)(3) violation of a protective order; (a)(4) domestic battery/aggravated domestic battery; (a)(5) sex offense; (a)(6)-(a)(6.5) other qualifying offense; (a)(7) attempt of (a)(1)-(6.5); (a)(8) willful flight. The SAO may petition for detention because the defendant poses a real threat to persons or the community and/or there is a high likelihood of willful flight. To grant the petition, the court finds clear and convincing evidence that the defendant committed a detention eligible offense; there is a real and present threat to the safety to person(s) or the community and/or there is a high likelihood of willful flight; and no condition or combination of conditions in 725 ILCS 5/110-10(b) can mitigate the threat or risk of flight. The dashboard reports on cases with detention eligible charges for threat of safety per 5/110-6.1 that do not require reference to criminal history or underlying facts or cases for which the SAO petitions for detention. Petitions for risk of flight only are exceedingly rare.

## Composition of All Criminal Cases Filed Since PFA Effective Date

**Table 1** shows the composition of all criminal cases filed since PFA effective date.

- To date, 151,801 criminal cases have been filed and recorded in the Enterprise Justice CMS. 42% of all filings had a top charge of misdemeanor or other charge type, 21% were domestic violence cases, and 37% were felony cases.
- The first appearance hearing for 60% (90,552) of criminal cases were held in District One, 14% (21,028) were held in the Domestic Violence Division, and the remaining 26% (40,221) were held in Districts Two through Six.

**Table 1.** Criminal Cases Filed in the Circuit Court of Cook County Since the Pretrial Fairness Act Effective Date by First Appearance Location and Top Filing Charge Level: 09/18/2023 – 01/24/2026

First Appearance Hearing Location*	Cases Filed	Top Filing Charge Level					
		Misd./Other**		Dom. Violence***		Felony	
		Row Count	Row Percent	Row Count	Row Percent	Row Count	Row Percent
District One	90,552	42,997	47%	9,956	11%	37,599	42%
Domestic Violence Division	21,028	235	1%	20,694	98%	99	<1%
District Two	5,421	2,226	41%	33	<1%	3,162	58%
District Three	6,907	3,448	50%	190	3%	3,269	47%
District Four	8,725	4,518	52%	86	1%	4,121	47%
District Five	9,329	5,344	57%	225	2%	3,760	40%
District Six	9,839	5,630	57%	434	4%	3,775	38%
<b>Total by Top Filing Charge</b>	<b>151,801</b>	<b>64,398</b>	<b>42%</b>	<b>31,618</b>	<b>21%</b>	<b>55,785</b>	<b>37%</b>

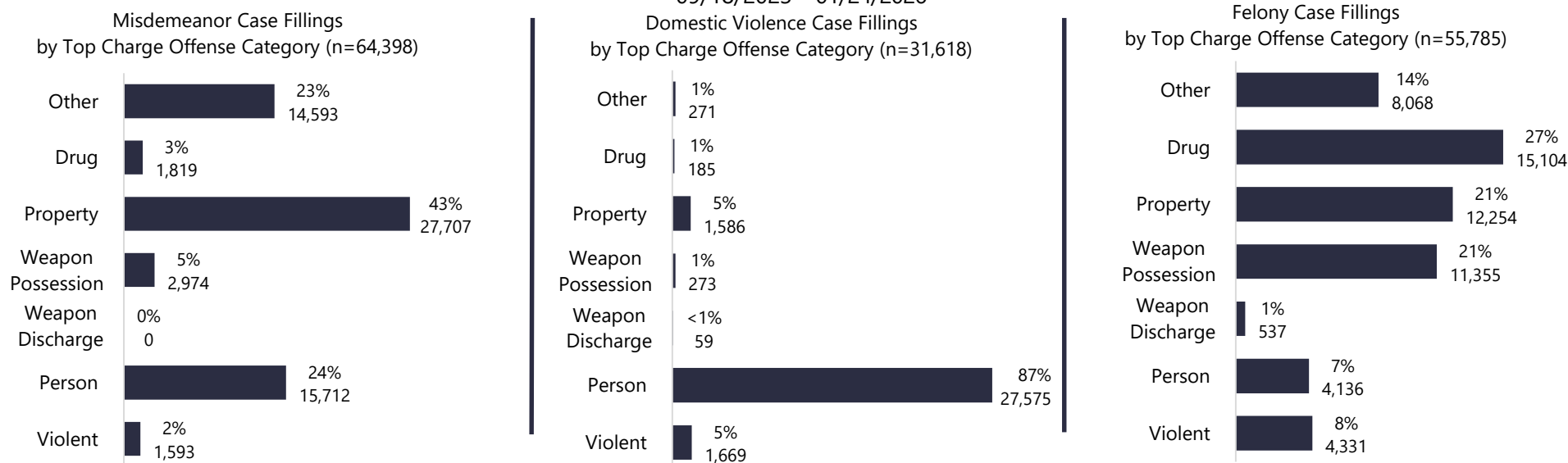
\* First appearances on weekends and holiday weekdays are conducted in the Leighton Criminal Courthouse.

\*\* In most instances, 'other' charges are misdemeanors or less often felonies with insufficient information to permit algorithmic classification. Manual classification of these charges is not feasible.

\*\*\* Domestic violence cases have a 'DV' case type designation and are criminal actions that involve a relationship defined by the Illinois Domestic Violence Act Domestic violence cases are Class 1, 2, and 3 felonies through preliminary hearing, class 4 felonies, and misdemeanors. Of 31,618 cases with this designation, 1,965 (6%) were felonies, 29,484 (93%) were misdemeanors, and 169 (<1%) were unknown class.

**Figure 1** summarizes top filing charge offense category among the criminal cases filed in the Circuit Court of Cook County since the PFA effective date.

**Figure 1.** Top Filing Charge Offense Category Among Criminal Cases Filed in the Circuit Court of Cook County: Since Pretrial Fairness Act Effective: 09/18/2023 – 01/24/2026\*



\* Other offense category is composed of motor vehicle, disorderly conduct, offender registration violations, VOBV/VOP/Parole, warrant, and other miscellaneous offenses. Person offense category include assault, battery, child neglect and other miscellaneous person offenses. Violent offense category is composed of four offense types: murder and non-negligent manslaughter, rape, robbery, and aggravated assault as defined by the U.S. Department of Justice – Federal Bureau of Investigation.

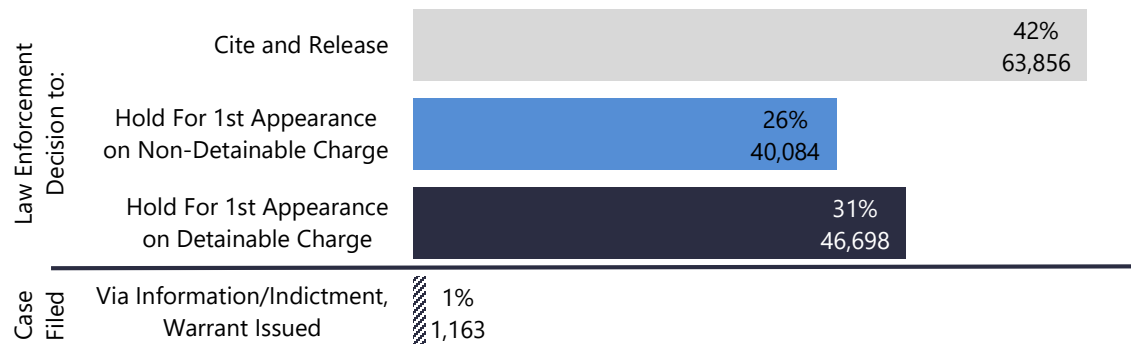
## Decision Point 1: Law Enforcement Decision to Cite and Release or to Hold for First Appearance Hearing

**Figure 2A** summarizes outcomes at the first PFA decision point (decision by law enforcement to cite and release or to hold for first appearance hearing) for criminal cases filed since the PFA effective date.

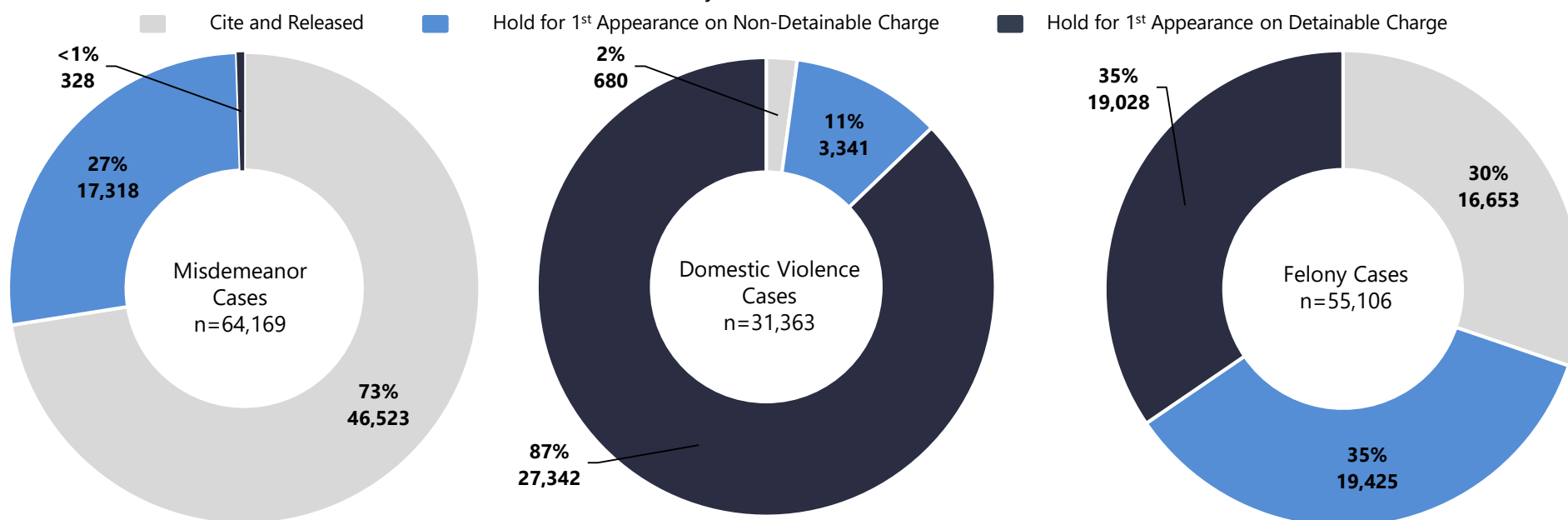
Among criminal cases filed in the Circuit Court of Cook County since the PFA effective date\*:

- 42% of the cases were cited and released by law enforcement.
- 57% of cases were held by law enforcement** for a first appearance hearing:
  - 26% of cases were held on a non-detainable charge.
  - 31% of cases were held on a detainable charge.
- 1% of cases were initiated via information or indictment. These cases are not included in Figure 2B.

**Figure 2A.** Law Enforcement Decision to Cite and Release or Hold for First Appearance Hearing - Criminal Cases Filed in the Circuit Court of Cook County: 09/18/2023 - 01/24/2026 (n=151,801)



**Figure 2B.** Law Enforcement Decision to Cite and Release or to Hold for First Appearance by Most Serious Charge – Criminal Cases Filed in the Circuit Court of Cook County: 09/18/2023 – 01/24/2026 (n = 150,638)



\*Law enforcement shall issue a citation in lieu of custodial arrest, upon proper identification, for those accused of any offense that is not a felony or Class A misdemeanor unless (i) a law enforcement officer reasonably believes the accused poses a threat to the community or any person, (ii) a custodial arrest is necessary because the criminal activity persists after the issuance of a citation or (iii) the accused has an obvious medical or mental health issue that poses a risk to the accused's own safety. Nothing in this section requires arrest in the case of Class A misdemeanor or felony offenses or otherwise limits existing law enforcement discretion to decline to effect a custodial arrest (725 ILCS 5 109-1(a-1)).

## Decision Point 2: Outcomes for Cases Held for First Appearance Hearing

**Figure 3** summarizes outcomes for criminal cases that were held for a first appearance hearing by law enforcement in the Circuit Court of Cook County since PFA effective date:

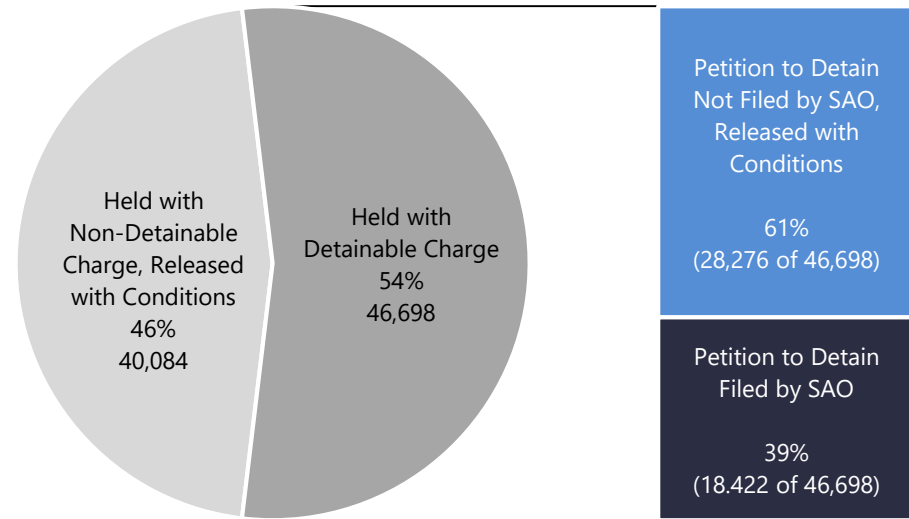
- 46% of the cases held by law enforcement had only non-detention eligible charges, and these cases were released with conditions at the first appearance hearing.

### Petitions for Detention Filed by Cook County SAO

Of the 46,698 criminal cases held for a first appearance hearing with a detention eligible charge:

- 61% did not have a petition for detention filed by the Cook County SAO and were released with conditions at the first appearance hearing.
- 39% of cases had a petition for detention filed by the Cook County SAO and moved directly to a detention hearing.

**Figure 3.** Outcomes for Cases Held by Law Enforcement for First Appearance Hearing in the Circuit Court of Cook County: 09/18/2023 - 01/24/2026 (n=86,782)



**Table 2** summarizes the frequency with which the Cook County SAO filed a verified petition for detention, by most serious filing charge, for cases held for a first appearance hearing and that had a detention-eligible charge. For these cases:

- 27% of the misdemeanor cases had a petition for detention filed.
- 60% of the felony cases had a petition for detention filed.
- 25% of the domestic violence cases had a petition for detention filed.

**Table 2.** Outcomes for Cases Held by Law Enforcement for First Appearance Hearing in the Circuit Court of Cook County by Most Serious Charge: 09/18/2023 - 01/24/2026

Held by Law Enforcement for First Appearance Hearing	Misd./Other		Dom. Violence		Felony		Overall	
	Column Count	Column Percent	Column Count	Column Percent	Column Count	Column Percent	Column Count	Column Percent
▪ Held with Non-Detainable Charge, Released w/Conditions	17,318	98%	3,341	11%	19,425	51%	40,084	46%
▪ Held with Detainable Charge	328	2%	27,342	89%	19,028	49%	46,698	54%
<b>Total Held for First Appearance Hearing</b>	<b>17,646</b>	<b>100%</b>	<b>30,683</b>	<b>100%</b>	<b>38,453</b>	<b>100%</b>	<b>86,782</b>	<b>100%</b>
SAO Decision to File a Petition for Detention	Column Count	Column Percent	Column Count	Column Percent	Column Count	Column Percent	Column Count	Column Percent
▪ Petition to Detain Filed by SAO	87	27%	6,927	25%	11,408	60%	18,422	39%
▪ Petition to Detain Not Filed by SAO	241	73%	20,415	75%	7,620	40%	28,276	61%
<b>Total Held with a Detainable Charge</b>	<b>328</b>	<b>100%</b>	<b>27,342</b>	<b>100%</b>	<b>19,028</b>	<b>100%</b>	<b>46,698</b>	<b>100%</b>

### Decision Point 3: Outcomes for Criminal Cases Held for Detention Hearing

**Figure 4A** summarizes detention hearing outcomes for cases that had a verified petition for detention filed by the SAO at the first appearance hearing.

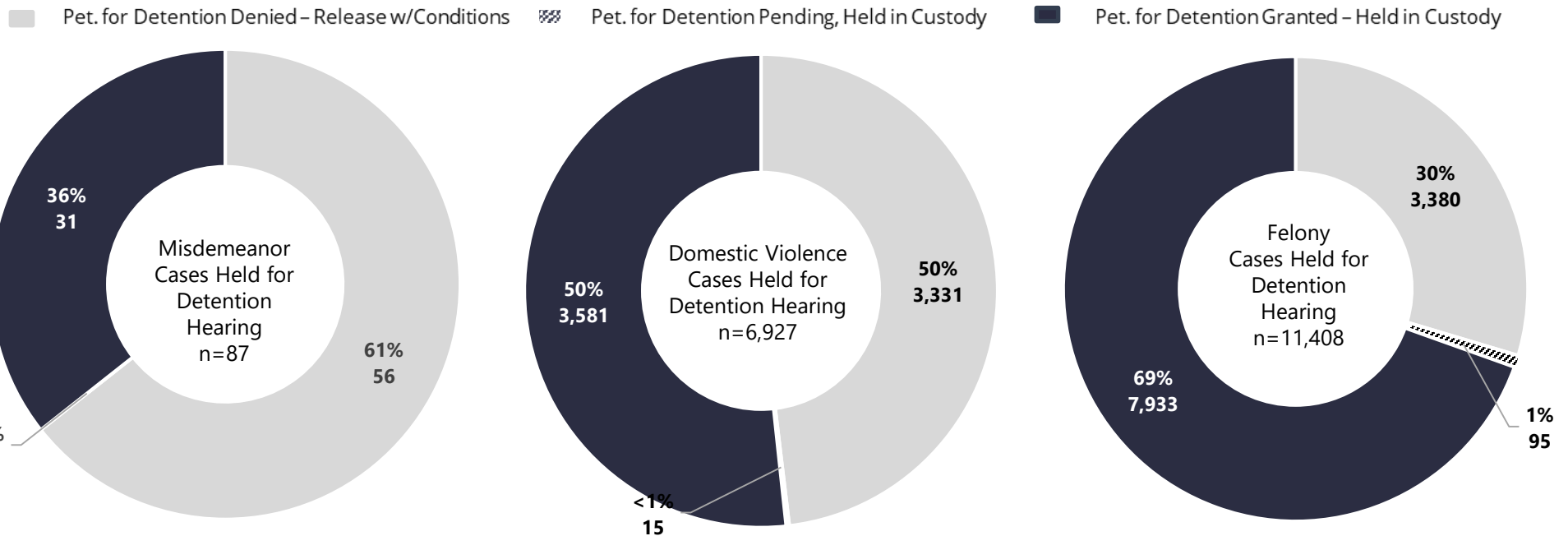
- Three out of five (62%) detention petitions filed at first appearance were granted and defendant was held in custody.

**Figure 4A.** Outcomes for Criminal Cases for a Detention Hearing in the Circuit Court of Cook County: 09/18/2023 – 01/24/2026 (n= 18,422)



**Figure 4B** summarizes outcomes for cases held by a petition for a detention hearing filed by the SAO, by top filing charge.

**Figure 4B.** Outcomes for Criminal Cases Held for a Detention Hearing in the Circuit Court of Cook County Since PFA Effective Date, by Top Filing Charge: 09/18/2023 – 01/24/2026

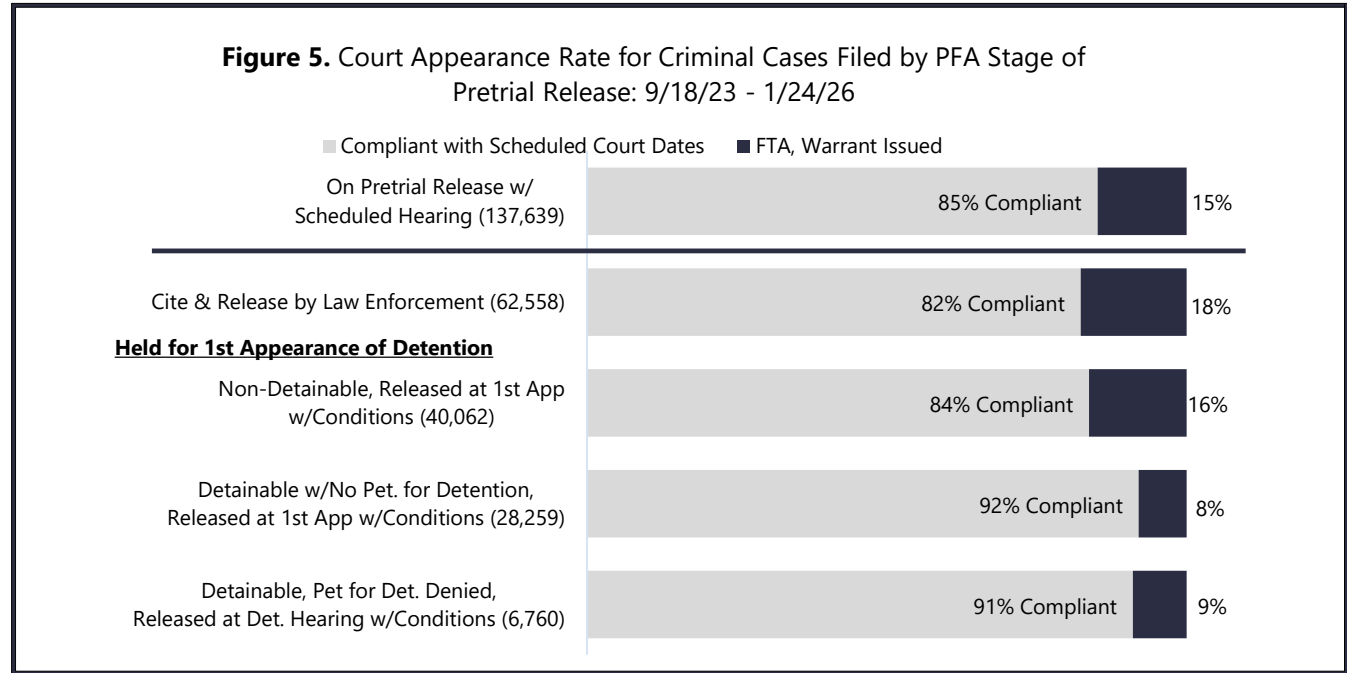


## Court Appearance Rate Among Criminal Cases Filed and Released Pretrial Since PFA Effective Date

**Figure 5** depicts the preliminary court appearance rate for defendants on pretrial release since the PFA effective date.

Of the 138,983 criminal defendants on pretrial release, a subset of 137,639 defendants with an initial hearing scheduled on or before January 24, 2025 was used to calculate the court appearance rate in Figure 5 and Table 3.

- 85% of criminal defendants have not had a warrant for failure to appear issued for non-appearance at scheduled court date.
- 15% of criminal defendants have missed a scheduled hearing date and the court has issued a warrant for failure to appear.<sup>4</sup>



**Table 3** summarizes court appearance rate by stage at which defendant was released pretrial and top filing charge.

**Table 3. Court Appearance Rate for Defendants with a Case Filed and Released Pretrial with an Initial Hearing Scheduled on or Before 01/24/2026**

Pretrial Release via:	Misd./Other			Dom. Violence			Felony			Overall		
	Total Pretrial Release	Court Appearance		Total Pretrial Release	Court Appearance		Total Pretrial Release	Court Appearance		Total Pretrial Release	Court Appearance	
		Number	Rate		Number	Rate		Number	Rate		Number	Rate
▪ Cite & Release by Law Enforcement	45,372	38,148	84%	678	615	91%	16,508	12,725	77%	62,558	51,448	82%
<b>Held for First Appearance or Detention Hearing</b>												
▪ Non-Detainable, Released at 1 <sup>st</sup> App. w/Conditions	17,311	15,283	88%	3,340	3,070	92%	19,411	15,184	78%	40,062	33,537	84%
▪ Detainable w/No Pet. for Det. Released at 1 <sup>st</sup> App w/Conditions	241	227	94%	20,401	19,164	94%	7,617	6,602	87%	28,259	25,993	92%
▪ Detainable, Pet for Det. Denied, Released at Det. Hearing w/Conditions	56	48	86%	3,326	3,096	93%	3,378	3,009	89%	6,760	6,153	91%
<b>Total on Pretrial Release with an Initial Hearing Scheduled Date</b>	<b>62,980</b>	<b>53,706</b>	<b>85%</b>	<b>27,745</b>	<b>25,945</b>	<b>94%</b>	<b>46,914</b>	<b>37,520</b>	<b>80%</b>	<b>137,639</b>	<b>117,171</b>	<b>85%</b>

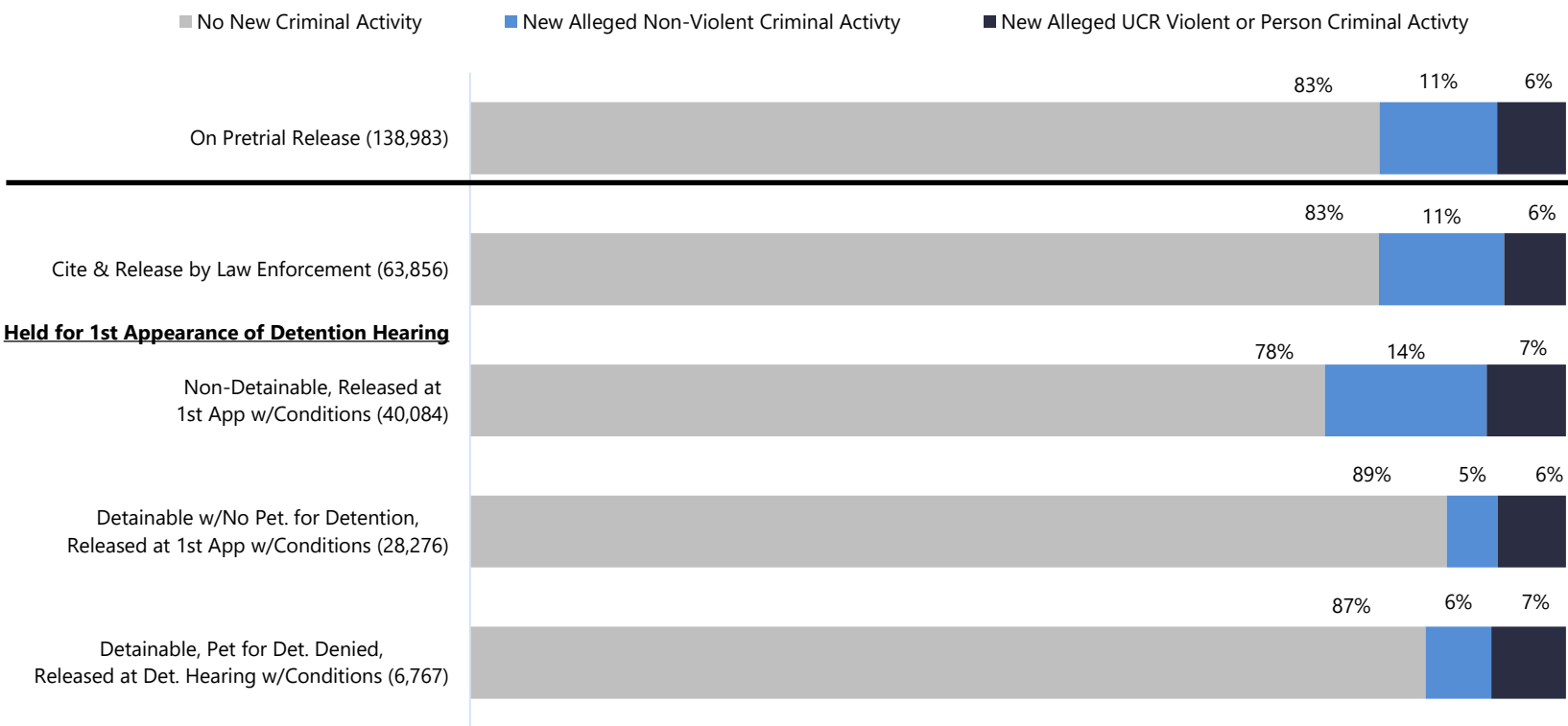
<sup>3</sup> Consistent with 725 ILCS 5/110-3, a warrant not quashed on the date of issuance that is in response to a non-appearance is considered a failure to appear.

<sup>4</sup> This is a point-in-time measure that does not adjust for defendants' time on pretrial release. The rate of missing a scheduled hearing date may increase with the length of time that defendants remain in the community prior to case disposition.

**Figure 6** depicts the community safety rate for defendants on pretrial release since the PFA effective date. From the PFA effective date to January 24, 2025:

- 83% of criminal defendants have not been charged with a new misdemeanor or felony offense while on pretrial release.<sup>5</sup>
- 94% have not been charged with any new violent or person crimes while on pretrial release.

**Figure 6. Community Safety Rate for Criminal Cases Filed by PFA Stage of Pretrial Release: 09/18/2023 - 01/24/2026**



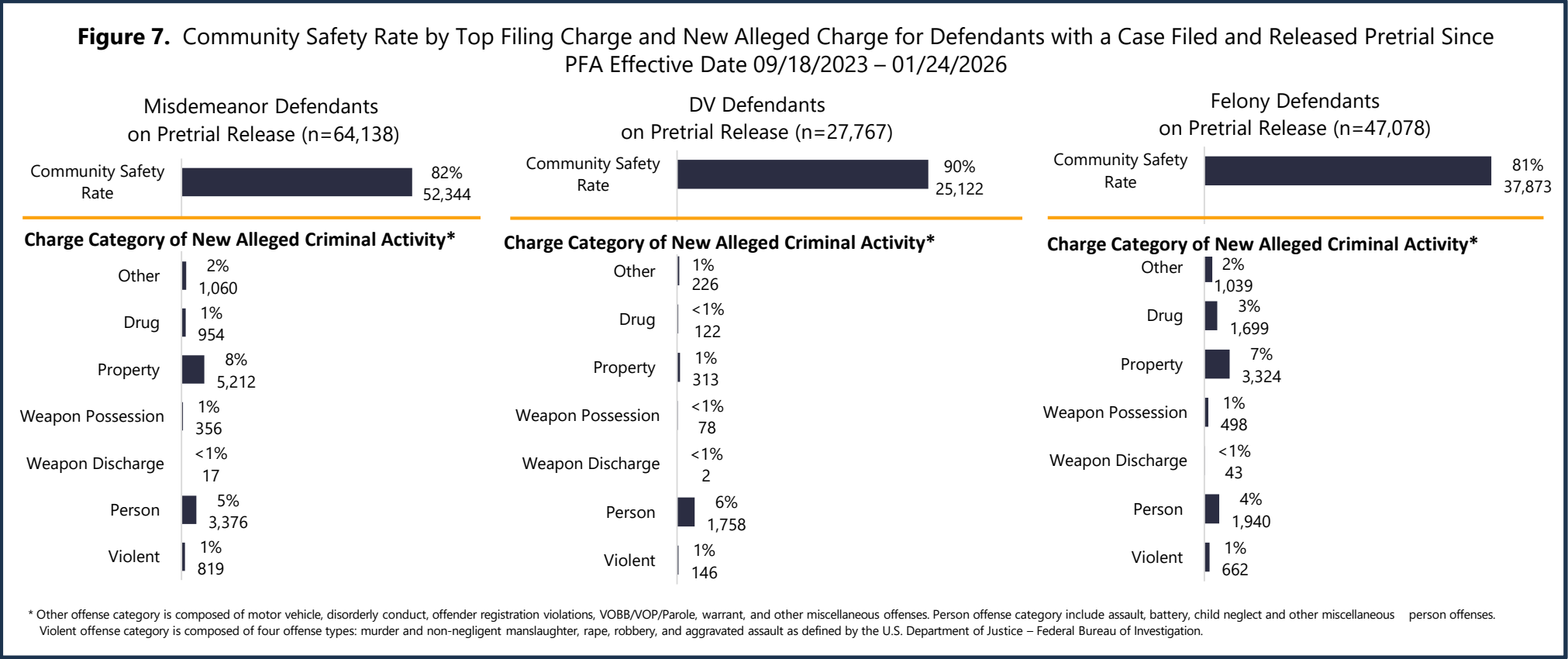
<sup>5</sup> This is a point in time measure that does not adjust for defendants' time on pretrial release. OCJ uses case filing date as the new criminal activity date. The rate of new criminal activity may increase with the length of time that defendants remain in the community prior to case disposition.

**Table 4** summarizes community safety rate by stage at which defendant was released pretrial and top filing charge.

**Table 4.** Community Safety Rate for Defendants with a Case Filed and Released Pretrial: 09/18/2024 – 01/24/2026

Pretrial Release via:	Misd./Other			Dom. Violence			Felony			Overall		
	Total Pretrial Release	Community Safety		Total Pretrial Release	Community Safety		Total Pretrial Release	Community Safety		Total Pretrial Release	Community Safety	
		Number	Rate		Number	Rate		Number	Rate		Number	Rate
▪ Cite & Release by Law Enforcement	46,523	38,431	83%	680	585	86%	16,653	13,945	84%	63,856	52,961	83%
<b>Held for First Appearance Hearing</b>												
▪ Non-Detainable, Released at 1 <sup>st</sup> App. w/Conditions	17,318	13,687	79%	3,341	2,917	87%	19,425	14,665	75%	40,084	31,269	78%
▪ Detainable w/No Pet. for Det. Released at 1 <sup>st</sup> App w/Conditions	241	197	82%	20,415	18,662	91%	7,620	6,348	83%	28,276	25,207	89%
▪ Detainable, Pet. for Det. Denied, Released at Det. Hearing w/Conditions	56	29	52%	3,331	2,958	89%	3,380	2,915	86%	6,767	5,902	87%
<b>Total on Pretrial Release with an Initial Hearing Scheduled Date</b>	<b>64,138</b>	<b>52,344</b>	<b>82%</b>	<b>27,767</b>	<b>25,122</b>	<b>90%</b>	<b>47,078</b>	<b>37,873</b>	<b>80%</b>	<b>138,983</b>	<b>115,339</b>	<b>83%</b>

**Figure 7** summarizes community safety rate by top filing charge and new alleged crime.





## Adult Probation Department (APD) Pretrial Services Since PFA Effective Date

In Cook County, Pretrial Services completes Public Safety Assessments (PSA) and monitors defendants ordered to pretrial supervision, which includes two separate electronic monitoring programs operated by APD's Home Confinement Unit (HCU) - the Curfew Program and the Domestic Violence (DV) Exclusion Zone Program.<sup>6</sup>

**Figure 8** provides a cumulative count of the number of PSAs that have been completed since the PFA effective date.

**Table 5** shows the cumulative population dynamics and the percent change in the pretrial services population since the PFA effective date.<sup>7</sup>

The overall pretrial services population **increased 75%** from 6,413 on September 16, 2023 to 11,206 on January 24, 2025.

- The supervision only population **increased 73%**
- The daily HCU Curfew population **increased 134%**
- The daily HCU DV Exclusion Zone population **increased 20%.**

**Figure 8.** Public Safety Assessments Completed Since PFA Effective Date: 09/17/2023 – 01/24/2026\*



\*Adult Probation Pretrial Services is responsible for PSA for felony cases; Social Services Department is responsible for PSA for misdemeanor cases.

**Table 5.** Pretrial Services Population Dynamics Since the PFA Effective Date

Population Type	Population on: 09/16/2023	Placed on PT	Exits from PT	Population on: 01/24/2026	Percent Change
<b>Overall Population</b>	<b>6,413</b>	<b>54,607</b>	<b>49,814</b>	<b>11,206</b>	<b>↑75%</b>
▪ Pretrial Supervision Only	4,732	43,024	39,592	8,164	↑73%
▪ HCU Curfew Program	899	9,928	8,721	2,106	↑134%
▪ HCU DV Exclusion Zone	782	1,655	1,501	936	↑20%

## Cook County Jail Population Change Since PFA Effective Date

**Table 6** provides the percentage change in the population under the custody of the Sheriff since the PFA effective date.

Since PFA effective date, the number of defendants in Sheriff's custody has **decreased 13%** from 7,265 on September 17, 2023 to 6,335 on January 24, 2025.

- The jail's daily confined population on the two snapshot days **increased 9%** from 5,419 to 5,933.
- The Sheriff's Community Corrections (Electronic Monitoring) population **decreased 78%** from 1,846 to 402.

**Table 6.** Percent Change in the Population Under the Custody of the Sheriff's Office Since the PFA Effective Date

Population Type	Under Custody of Sheriff on:		Percent Change
	09/17/2023	01/24/2026	
<b>Total Under Sheriff Custody</b>	<b>7,265</b>	<b>6,335</b>	<b>↓13%</b>
▪ Confined Population	5,419	5,933	↑9%
▪ Community Corrections (Sheriff's EM)	1,846	402	↓78%

<sup>6</sup> The Adult Probation Department's Home Confinement Unit (HCU) operates two separate electronic monitoring programs for two distinct populations, the Curfew Program and the Domestic Violence Exclusion Zone Program (previously known as the HCU Bischof Program). Neither system is superior to the other, but they are appropriate for different purposes. The Curfew program uses both radio frequency ("RF") and Global Positioning Systems ("GPS") technology to monitor and enforce curfews that are a condition of release or probation. The DV Exclusion Zone program operates under the authority of the Cindy Bischof Law, and is designed to provide a layer of protection for victims of certain domestic violence offenses. This program uses a GPS ankle bracelet to continuously monitor the defendant's whereabouts.

<sup>7</sup> Each week, OJC adds new program data to the cumulative counts in Table 4. However, all differences in the cumulative data between the current week and prior weeks are not due entirely to new activity. Delays in entry and corrections to GPS and Curfew activation data contribute to these differences. Some small fraction of the pretrial population will be on warrant status.