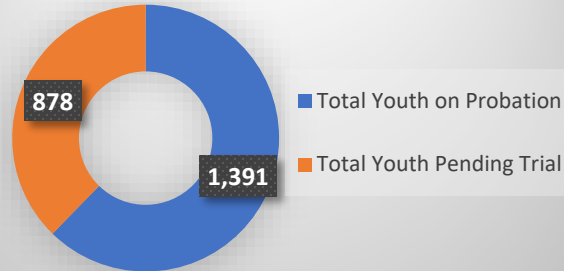


# Daily Data Dashboard – February 2, 2026

## Demographics for JTDC Population

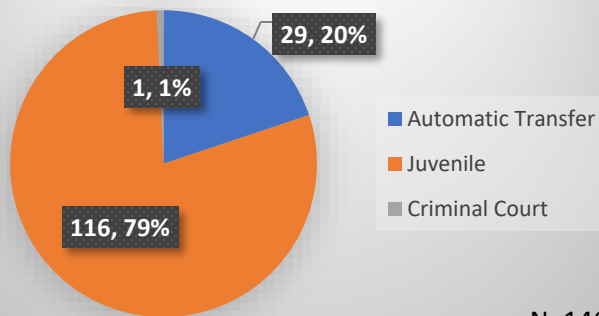
### Monday Morning Midnight Count

#### Number of Court Involved Youth



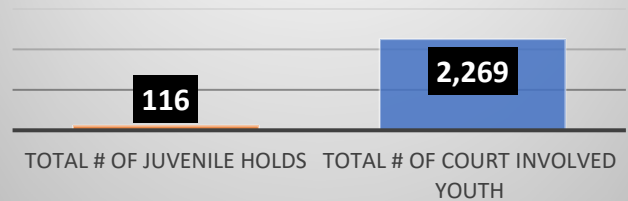
N=2,269

#### Total JTDC Population Held

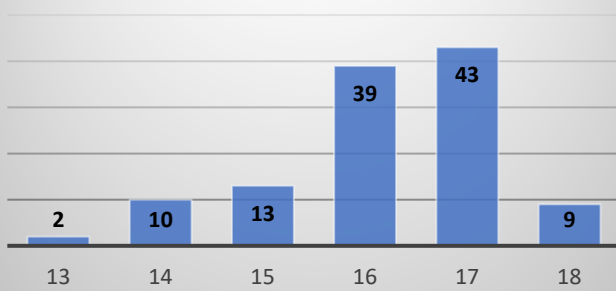


N=146

#### Court Involved Youth VS. Juvenile Holds in JTDC

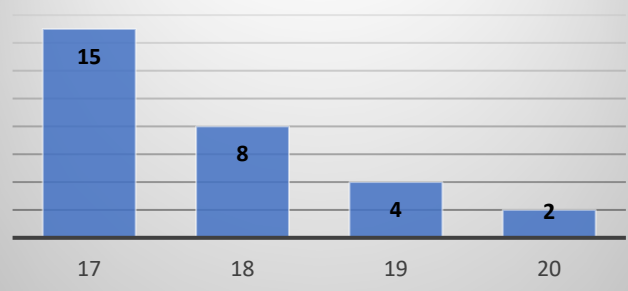


#### Age (Juvenile)



N=116

#### Age (AT)



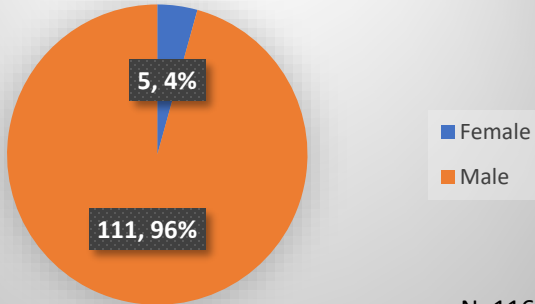
N=29

Data sources: cFive Supervisor – Court Involved Population and RMIS – JTDC Population

This data reflects the most accurate information available at the time the datasets were generated. Please note that all reports and data provided are subject to a margin of error of 5% or less

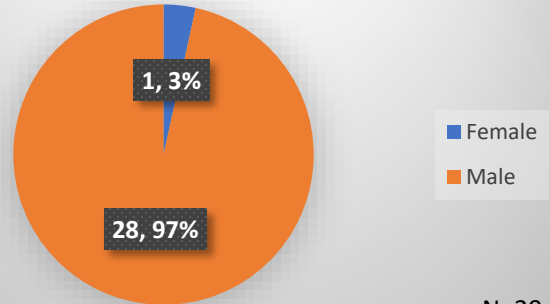
**Daily Data Dashboard – February 2, 2026**  
**Demographics for JTDC Population**  
**Monday Morning Midnight Count**

**Gender (Juvenile)**



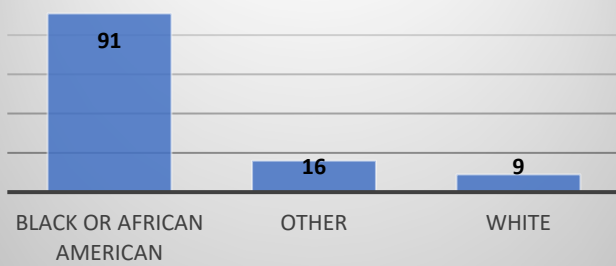
N=116

**Gender (AT)**



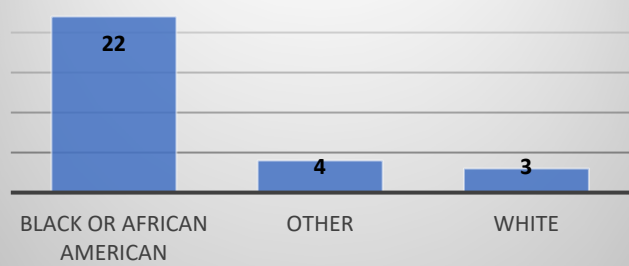
N=29

**Race (Juvenile)**



N=116

**Race (AT)**



N=29

Data sources: cFive Supervisor – Court Involved Population and RMIS – JTDC Population

This data reflects the most accurate information available at the time the datasets were generated. Please note that all reports and data provided are subject to a margin of error of 5% or less