



Pretrial Fairness Act (PFA) Weekly Dashboard

September 18, 2023 – April 18, 2026

The Pretrial Fairness Act (PFA) Dashboard is a cumulative summary of initial decision points for criminal cases filed in the Circuit Court of Cook County since the Pretrial Fairness Act took effect on September 18, 2023. While the dashboard presents data, it should not be considered an analysis of the effectiveness of the Pretrial Fairness Act compared to the criminal justice system prior to the Act.

Data sources are: administrative data from the Enterprise Justice Case Management System (CMS) maintained by the Clerk of the Circuit Court; Public Safety Assessments; assignments to and weekly caseloads for pretrial supervision, Home Confinement Unit (HCU) – Curfew Program, and the Domestic Violence Exclusion Zone Program all collected and maintained by Adult Probation’s Pretrial Services Unit and the Social Services Department; and publicly available information on the daily jail and Sheriff’s electronic monitoring program. Summary data for the dashboard are compiled by staff from the Office of the Chief Judge.¹

The dashboard reports:

- The volume and top charge composition of criminal misdemeanor, domestic violence, and felony cases filed since the PFA effective date.
- Three major pretrial decision points:
 - Law enforcement’s decision to release with a citation or hold for first appearance
 - The Cook County State’s Attorney Office (SAO) decision to file a petition to detain for cases in which there is a detention eligible charge
 - The Court’s decision to grant or deny the state’s petitions to detain.²
- Two measures for individuals released during their pretrial period:
 - Court Appearance Rates and
 - Community Safety Rates
- Adult Probation Department - Pretrial Services and Social Services Department activity:
 - Number of completed Public Safety Assessments and
 - Pretrial Services caseload dynamics
- Changes in the Cook County Sheriff’s custodial population.

¹ Each week, OJ rebuilds cumulative numbers with the addition of a new week of data. However, all differences in the cumulative data in Tables 1 through 4 and Figures 1A through 7 from the current week and the prior week will not be due entirely to case activities that occurred in the new week. Lag in data entry will account for a small portion of this difference. Improvements in the programming that processes Clerk data will also account for some week over week differences in new filings, top offense, and other dashboard measures.

² Formally, detention eligible charges are those in 725 ILCS 5/110-6.1 Sections (a)(1) non-probationable felony based on charge/background; (a) (1.5) forcible felony; (a)(2) stalking; (a)(3) violation of a protective order; (a)(4) domestic battery/aggravated domestic battery; (a)(5) sex offense; (a)(6)-(a)(6.5) other qualifying offense; (a)(7) attempt of (a)(1)-(6.5); (a)(8) willful flight. The SAO may petition for detention because the defendant poses a real threat to persons or the community and/or there is a high likelihood of willful flight. To grant the petition, the court finds clear and convincing evidence that the defendant committed a detention eligible offense; there is a real and present threat to the safety to person(s) or the community and/or there is a high likelihood of willful flight; and no condition or combination of conditions in 725 ILCS 5/110-10(b) can mitigate the threat or risk of flight. The dashboard reports on cases with detention eligible charges for threat of safety per 5/110-6.1 that do not require reference to criminal history or underlying facts or cases for which the SAO petitions for detention. Petitions for risk of flight only are exceedingly rare.

Table 1 shows the composition of all criminal cases filed since PFA effective date.

- To date, 166,492 criminal cases have been filed and recorded in the Enterprise Justice CMS. Forty-two percent of all filings had a top charge of misdemeanor or other charge type, 21% were domestic violence cases, and 37% were felony cases.
- The first appearance hearing for 60% (99,278) of criminal cases were held in District One, 14% (23,240) were held in the Domestic Violence Division, and the remaining 26% (43,974) were held in Districts Two through Six.

Table 1. Criminal Cases Filed in the Circuit Court of Cook County Since the Pretrial Fairness Act Effective Date by First Appearance Location and Top Filing Charge Level: 09/18/2023 – 04/18/2026

First Appearance Hearing Location*	Cases Filed	Top Filing Charge Level					
		Misd./Other**		Dom. Violence***		Felony	
		Row Count	Row Percent	Row Count	Row Percent	Row Count	Row Percent
District One	99,278	47,163	48%	10,988	11%	41,127	41%
Domestic Violence Division	23,240	241	1%	22,901	99%	98	0.42%
District Two	5,950	2,393	40%	40	0.67%	3,517	59%
District Three	7,529	3,734	50%	210	3%	3,585	48%
District Four	9,644	4,986	52%	105	1%	4,553	47%
District Five	10,368	5,871	57%	248	2%	4,249	41%
District Six	10,483	6,067	58%	259	2%	4,157	40%
Total by Top Filing Charge	166,492	70,455	42%	34,751	21%	61,286	37%

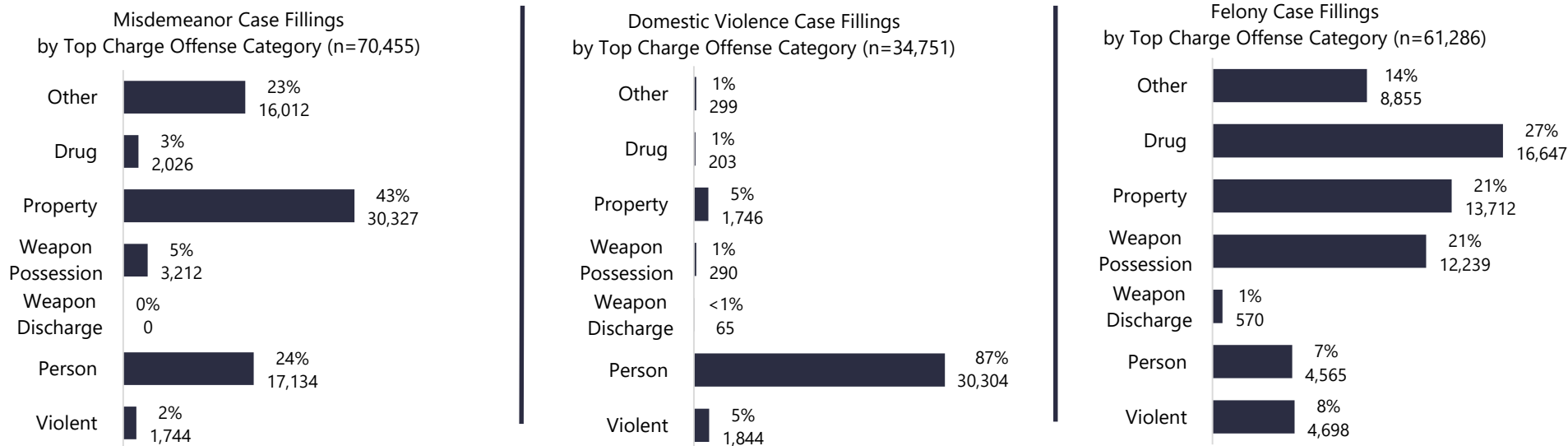
* First appearances on weekends and holiday weekdays are conducted in the Leighton Criminal Courthouse.

** In most instances, 'other' charges are misdemeanors or less often felonies with insufficient information to permit algorithmic classification. Manual classification of these charges is not feasible.

*** Domestic violence cases have a 'DV' case type designation and are criminal actions that involve a relationship defined by the Illinois Domestic Violence Act Domestic violence cases are Class 1, 2, and 3 felonies through preliminary hearing, class 4 felonies, and misdemeanors. Of 34,751 cases with this designation, 2,221 (6%) were felonies, 32,313 (93%) were misdemeanors, and 217 (<1%) were unknown class.

Figure 1 summarizes top filing charge offense category among the criminal cases filed in the Circuit Court of Cook County since the PFA effective date.

Figure 1. Top Filing Charge Offense Category Among Criminal Cases Filed in the Circuit Court of Cook County: Since Pretrial Fairness Act Effective: 09/18/2023 – 04/18/2026*



* Other offense category is composed of motor vehicle, disorderly conduct, offender registration violations, VOBB/VOP/Parole, warrant, and other miscellaneous offenses. Person offense category include assault, battery, child neglect and other miscellaneous person offenses. Violent offense category is composed of four offense types: murder and non-negligent manslaughter, rape, robbery, and aggravated assault as defined by the U.S. Department of Justice – Federal Bureau of Investigation.

Decision Point 1: Law Enforcement Decision to Cite and Release or to Hold for First Appearance Hearing

Figure 2A summarizes outcomes at the first PFA decision point (decision by law enforcement to cite and release or to hold for first appearance hearing) for criminal cases filed since the PFA effective date.

Among criminal cases filed in the Circuit Court of Cook County since the PFA effective date*:

- 42% of the cases were cited and released by law enforcement.
- 58% of cases were held by law enforcement** for a first appearance hearing:
 - 27% of cases were held on a non-detainable charge.
 - 31% of cases were held on a detainable charge.
- 1% of cases were initiated via information or indictment. These cases are not included in Figure 2B.

Figure 2A. Law Enforcement Decision to Cite and Release or Hold for First Appearance Hearing - Criminal Cases Filed in the Circuit Court of Cook County: 09/18/2023 - 04/18/2026 (n=166,492)

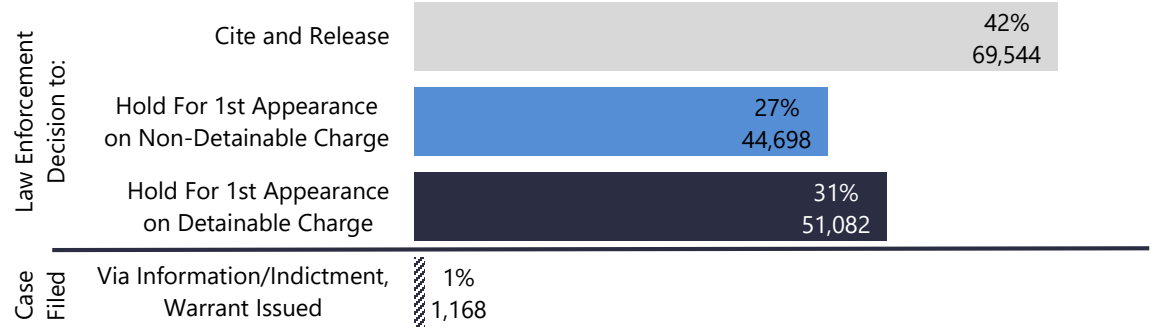
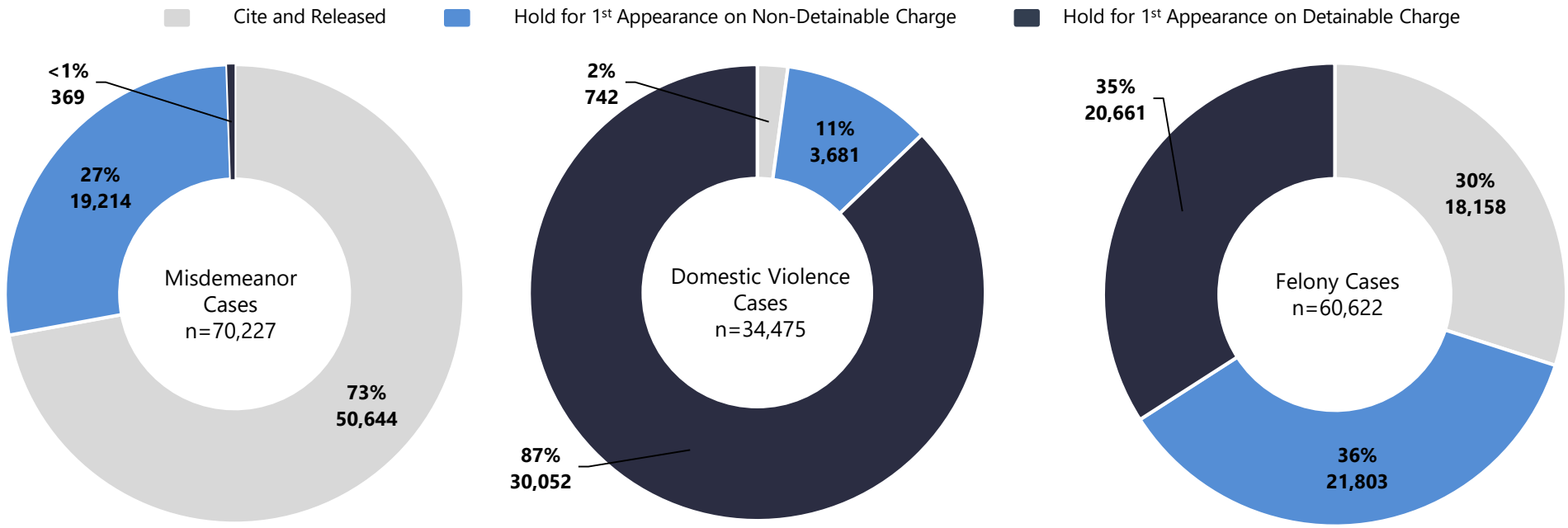


Figure 2B. Law Enforcement Decision to Cite and Release or to Hold for First Appearance by Most Serious Charge – Criminal Cases Filed in the Circuit Court of Cook County: 09/18/2023 – 04/18/2026 (n = 165,324)



*Law enforcement shall issue a citation in lieu of custodial arrest, upon proper identification, for those accused of any offense that is not a felony or Class A misdemeanor unless (i) a law enforcement officer reasonably believes the accused poses a threat to the community or any person, (ii) a custodial arrest is necessary because the criminal activity persists after the issuance of a citation or (iii) the accused has an obvious medical or mental health issue that poses a risk to the accused's own safety. Nothing in this section requires arrest in the case of Class A misdemeanor or felony offenses or otherwise limits existing law enforcement discretion to decline to effect a custodial arrest (725 ILCS 5 109-1(a-1)).

Decision Point 2: Outcomes for Cases Held for First Appearance Hearing

Figure 3 summarizes outcomes for criminal cases that were held for a first appearance hearing by law enforcement in the Circuit Court of Cook County since PFA effective date:

- 47% of the cases held by law enforcement had only non-detention eligible charges, and these cases were released with conditions at the first appearance hearing.

Petitions for Detention Filed by Cook County SAO

Of the 51,082 criminal cases held for a first appearance hearing with a detention eligible charge:

- 60% did not have a petition for detention filed by the Cook County SAO and were released with conditions at the first appearance hearing.
- 40% of cases had a petition for detention filed by the Cook County SAO and moved directly to a detention hearing.

Figure 3. Outcomes for Cases Held by Law Enforcement for First Appearance Hearing in the Circuit Court of Cook County: 09/18/2023 - 04/18/2026 (n=95,780)

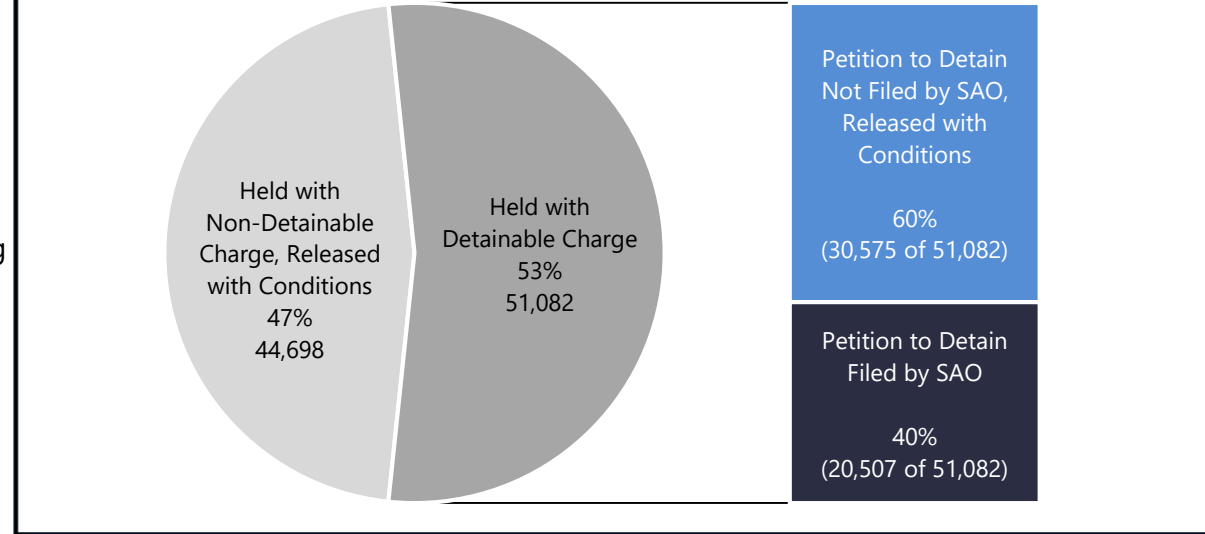


Table 2 summarizes the frequency with which the Cook County SAO filed a verified petition for detention, by most serious filing charge, for cases held for a first appearance hearing and that had a detention-eligible charge. For these cases:

- 27% of the misdemeanor cases had a petition for detention filed.
- 26% of the domestic violence cases had a petition for detention filed.
- 61% of the felony cases had a petition for detention filed.

Table 2. Outcomes for Cases Held by Law Enforcement for First Appearance Hearing in the Circuit Court of Cook County by Most Serious Charge: 09/18/2023 - 04/18/2026

Held by Law Enforcement for First Appearance Hearing	Misd./Other		Dom. Violence		Felony		Overall	
	Column Count	Column Percent	Column Count	Column Percent	Column Count	Column Percent	Column Count	Column Percent
▪ Held with Non-Detainable Charge, Released w/Conditions	19,214	98%	3,681	11%	21,803	51%	44,698	47%
▪ Held with Detainable Charge	369	2%	30,052	89%	20,661	49%	51,082	53%
Total Held for First Appearance Hearing	19,583	100%	33,733	100%	42,464	100%	95,780	100%
SAO Decision to File a Petition for Detention	Column Count	Column Percent	Column Count	Column Percent	Column Count	Column Percent	Column Count	Column Percent
▪ Petition to Detain Filed by SAO	99	27%	7,755	26%	12,653	61%	20,507	40%
▪ Petition to Detain Not Filed by SAO	270	73%	22,297	74%	8,008	39%	30,575	60%
Total Held with a Detainable Charge	369	100%	30,052	100%	20,661	100%	51,082	100%

Decision Point 3: Outcomes for Criminal Cases Held for Detention Hearing

Figure 4A summarizes detention hearing outcomes for cases that had a verified petition for detention filed by the SAO at the first appearance hearing.

- Three out of five (62%) detention petitions filed at first appearance were granted and defendant was held in custody.

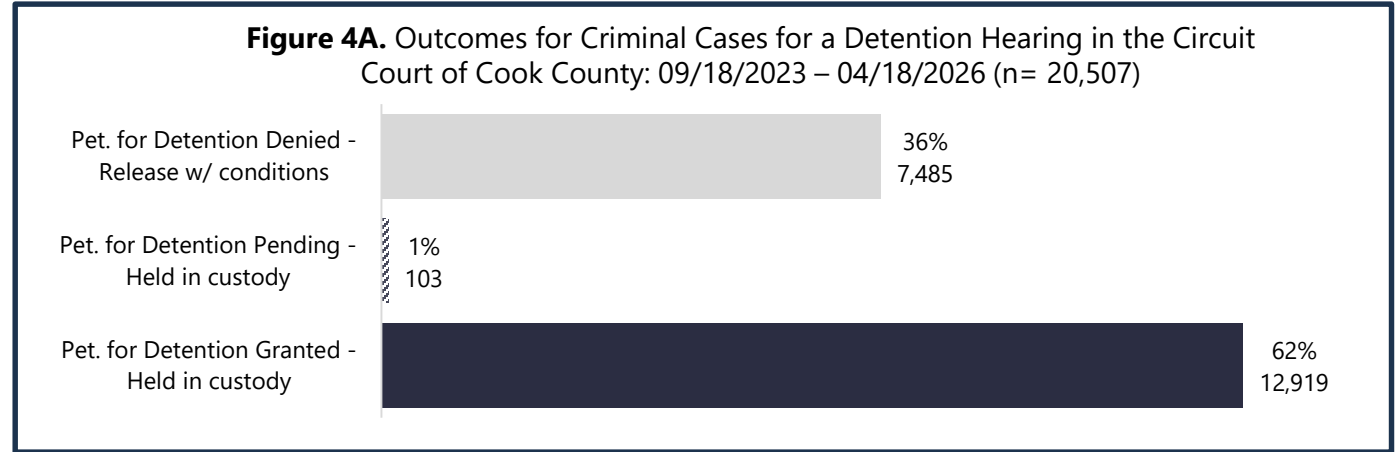
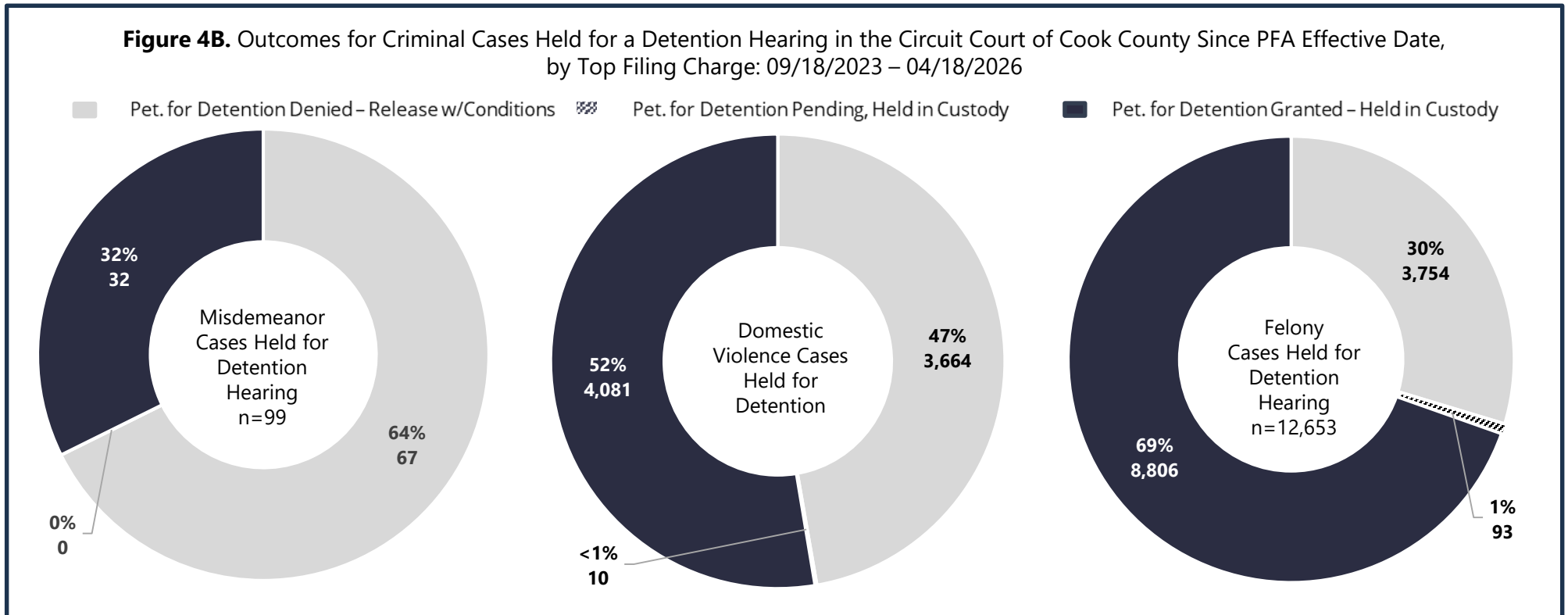


Figure 4B summarizes outcomes for cases held by a petition for a detention hearing filed by the SAO, by top filing charge.



Court Appearance Rate Among Criminal Cases Filed and Released Pretrial Since PFA Effective Date

Figure 5 depicts the preliminary court appearance rate for defendants on pretrial release since the PFA effective date.

Of the 152,302 criminal defendants on pretrial release, a subset of 150,645 defendants with an initial hearing scheduled on or before April 18, 2025 was used to calculate the court appearance rate in Figure 5 and Table 3.

- 85% of criminal defendants have not had a warrant for failure to appear issued for non-appearance at scheduled court date.
- 15% of criminal defendants have missed a scheduled hearing date and the court has issued a warrant for failure to appear.⁴

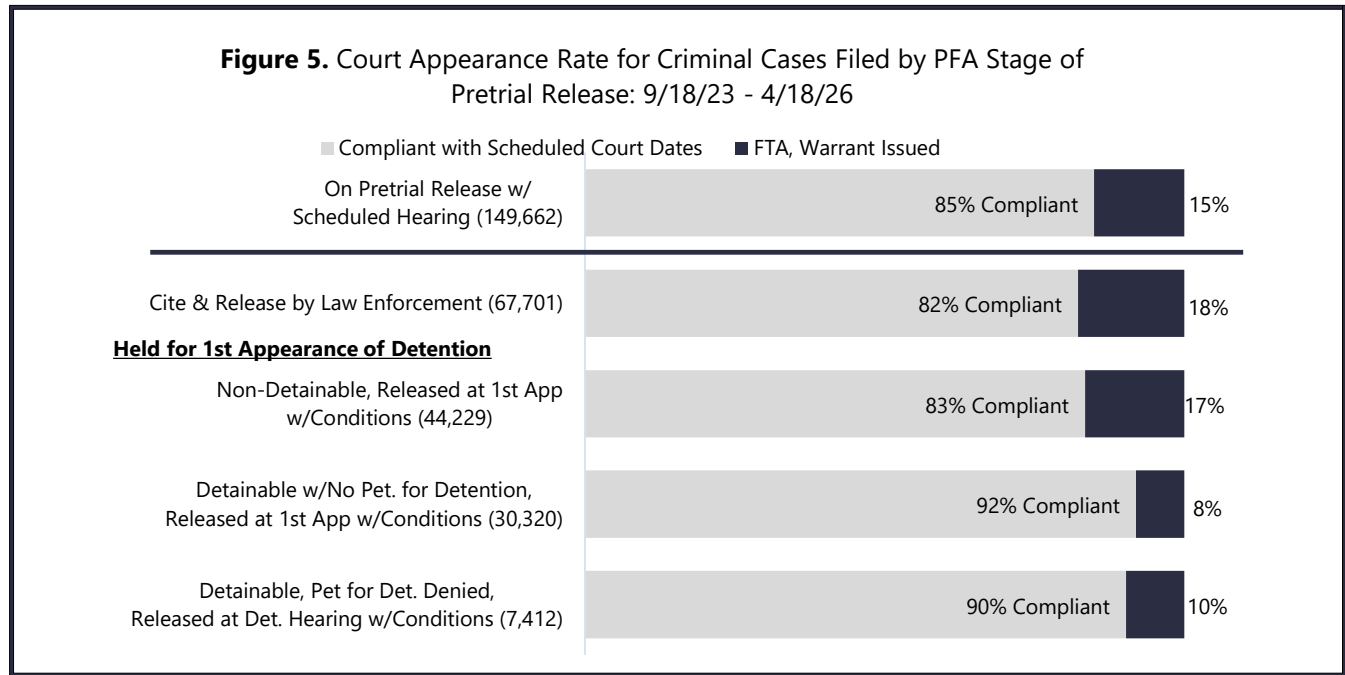


Table 3 summarizes court appearance rate by stage at which defendant was released pretrial and top filing charge.

Table 3. Court Appearance Rate for Defendants with a Case Filed and Released Pretrial with an Initial Hearing Scheduled on or Before 04/18/2026

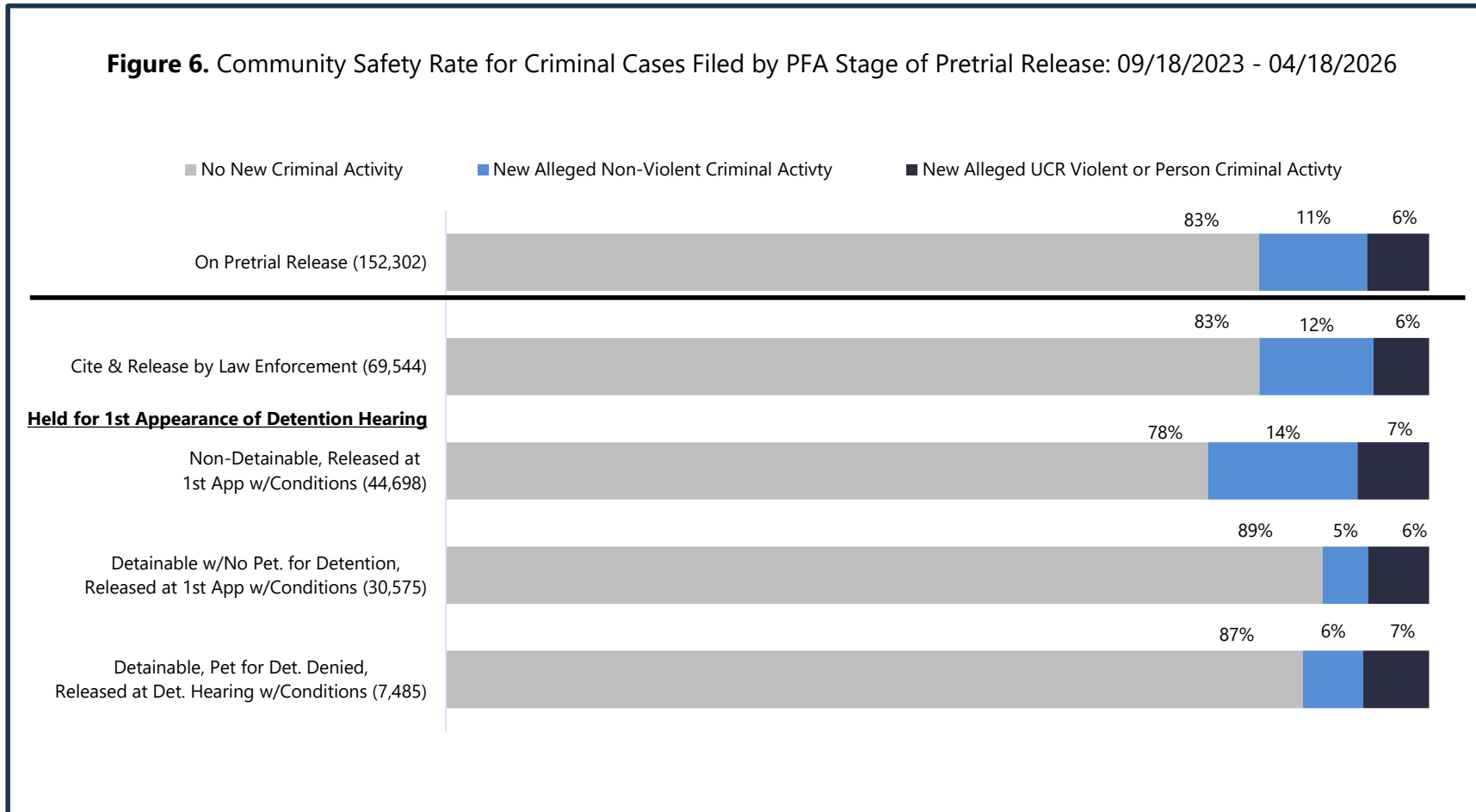
Pretrial Release via:	Misd./Other			Dom. Violence			Felony			Overall		
	Total Pretrial Release	Court Appearance		Total Pretrial Release	Court Appearance		Total Pretrial Release	Court Appearance		Total Pretrial Release	Court Appearance	
		Number	Rate		Number	Rate		Number	Rate		Number	Rate
▪ Cite & Release by Law Enforcement	49,243	41,478	84%	741	668	90%	17,971	13,721	76%	67,955	55,867	82%
Held for First Appearance or Detention Hearing												
▪ Non-Detainable, Released at 1 st App. w/Conditions	19,191	16,920	88%	3,677	3,364	91%	21,788	16,982	78%	44,656	37,266	83%
▪ Detainable w/No Pet. for Det. Released at 1 st App w/Conditions	269	252	94%	22,283	20,915	94%	8,004	6,933	87%	30,556	28,100	92%
▪ Detainable, Pet for Det. Denied, Released at Det. Hearing w/Conditions	67	58	87%	3,661	3,379	92%	3,750	3,312	88%	7,478	6,749	90%
Total on Pretrial Release with an Initial Hearing Scheduled Date	68,770	58,708	85%	30,362	28,326	93%	51,513	40,948	79%	150,645	127,982	85%

³ Consistent with 725 ILCS 5/110-3, a warrant not quashed on the date of issuance that is in response to a non-appearance is considered a failure to appear.

⁴ This is a point-in-time measure that does not adjust for defendants' time on pretrial release. The rate of missing a scheduled hearing date may increase with the length of time that defendants remain in the community prior to case disposition.

Figure 6 depicts the community safety rate for defendants on pretrial release since the PFA effective date. From the PFA effective date to April 18, 2025:

- 83% of criminal defendants have not been charged with a new misdemeanor or felony offense while on pretrial release.⁵
- 94% have not been charged with any new violent or person crimes while on pretrial release.



⁵ This is a point in time measure that does not adjust for defendants' time on pretrial release. OCJ uses case filing date as the new criminal activity date. The rate of new criminal activity may increase with the length of time that defendants remain in the community prior to case disposition.

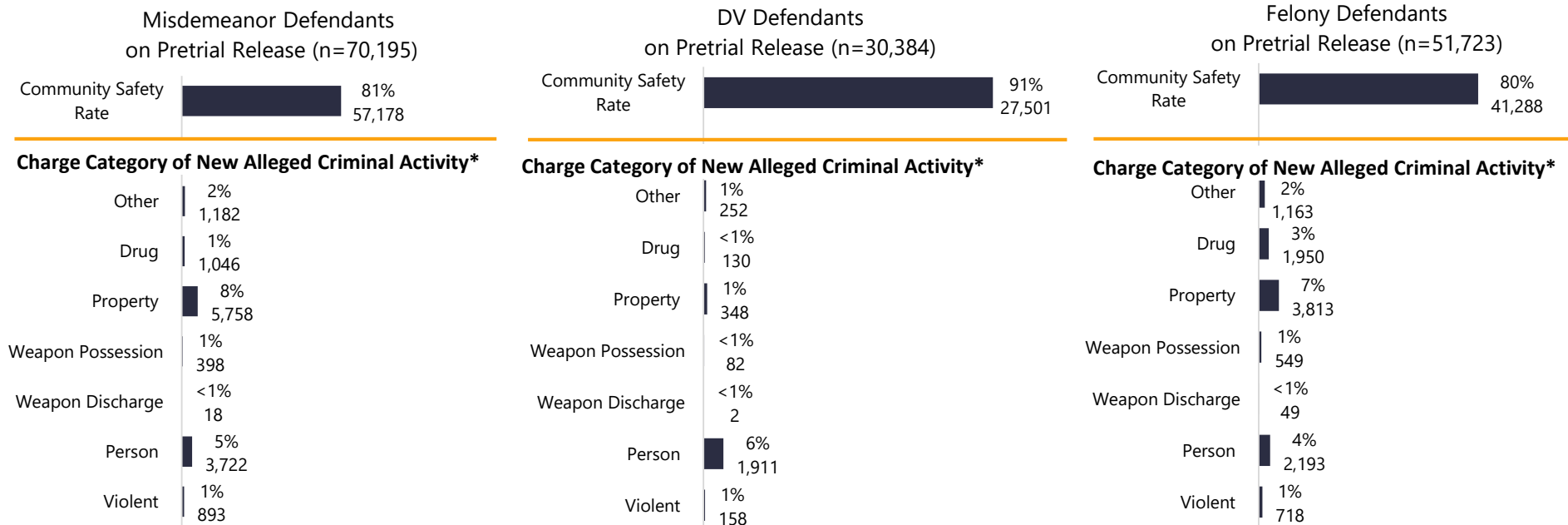
Table 4 summarizes community safety rate by stage at which defendant was released pretrial and top filing charge.

Table 4. Community Safety Rate for Defendants with a Case Filed and Released Pretrial: 09/18/2024 – 04/18/2026

Pretrial Release via:	Misd./Other			Dom. Violence			Felony			Overall		
	Total Pretrial Release	Community Safety		Total Pretrial Release	Community Safety		Total Pretrial Release	Community Safety		Total Pretrial Release	Community Safety	
		Number	Rate		Number	Rate		Number	Rate		Number	Rate
▪ Cite & Release by Law Enforcement	50,644	41,774	82%	742	640	86%	18,158	15,122	83%	69,544	57,536	83%
Held for First Appearance Hearing												
▪ Non-Detainable, Released at 1 st App. w/Conditions	19,214	15,152	79%	3,681	3,216	87%	21,803	16,277	75%	44,698	34,645	78%
▪ Detainable w/No Pet. for Det. Released at 1 st App w/Conditions	270	218	81%	22,297	20,382	91%	8,008	6,662	83%	30,575	27,262	89%
▪ Detainable, Pet. for Det. Denied, Released at Det. Hearing w/Conditions	67	34	51%	3,664	3,263	89%	3,754	3,227	86%	7,485	6,524	87%
Total on Pretrial Release with an Initial Hearing Scheduled Date	70,195	57,178	81%	30,384	27,501	91%	51,723	41,288	80%	152,302	125,967	83%

Figure 7 summarizes community safety rate by top filing charge and new alleged crime.

Figure 7. Community Safety Rate by Top Filing Charge and New Alleged Charge for Defendants with a Case Filed and Released Pretrial Since PFA Effective Date 09/18/2023 – 04/18/2026



* Other offense category is composed of motor vehicle, disorderly conduct, offender registration violations, VOBB/VOP/Parole, warrant, and other miscellaneous offenses. Person offense category include assault, battery, child neglect and other miscellaneous person offenses. Violent offense category is composed of four offense types: murder and non-negligent manslaughter, rape, robbery, and aggravated assault as defined by the U.S. Department of Justice – Federal Bureau of Investigation.

Adult Probation Department (APD) Pretrial Services Since PFA Effective Date

In Cook County, Pretrial Services completes Public Safety Assessments (PSA) and monitors defendants ordered to pretrial supervision, which includes two separate electronic monitoring programs operated by APD's Home Confinement Unit (HCU) - the Curfew Program and the Domestic Violence (DV) Exclusion Zone Program.⁶

Figure 8 provides a cumulative count of the number of PSAs that have been completed since the PFA effective date.

Table 5 shows the cumulative population dynamics and the percent change in the pretrial services population since the PFA effective date.⁷

The overall pretrial services population **increased 71%** from 6,413 on September 16, 2023 to 10,974 on April 18, 2025.

- The supervision only population **increased 69%**
- The daily HCU Curfew population **increased 132%**
- The daily HCU DV Exclusion Zone population **increased 14%**.

Figure 8. Public Safety Assessments Completed Since PFA Effective Date: 09/17/2023 – 04/18/2026*



*Adult Probation Pretrial Services is responsible for PSA for felony cases; Social Services Department is responsible for PSA for misdemeanor cases.

Table 5. Pretrial Services Population Dynamics Since the PFA Effective Date

Population Type	Population on: 09/16/2023	Placed on PT	Exits from PT	Population on: 04/18/2026	Percent Change
Overall Population	6,413	61,023	56,462	10,974	↑71%
▪ Pretrial Supervision Only	4,732	47,959	44,693	7,998	↑69%
▪ HCU Curfew Program	899	11,271	10,082	2,088	↑132%
▪ HCU DV Exclusion Zone	782	1,793	1,687	888	↑14%

Cook County Jail Population Change Since PFA Effective Date

Table 6 provides the percentage change in the population under the custody of the Sheriff since the PFA effective date.

Since PFA effective date, the number of defendants in Sheriff's custody has **decreased 17%** from 7,265 on September 17, 2023 to 5,997 on April 18, 2026.

- The jail's daily confined population on the two snapshot days **increased 6%** from 5,419 to 5,725.
- The Sheriff's Community Corrections (Electronic Monitoring) population **decreased 85%** from 1,846 to 272.

Table 6. Percent Change in the Population Under the Custody of the Sheriff's Office Since the PFA Effective Date

Population Type	Under Custody of Sheriff on:		Percent Change
	09/17/2023	04/18/2026	
Total Under Sheriff Custody	7,265	5,997	↓17%
▪ Confined Population	5,419	5,725	↑6%
▪ Community Corrections (Sheriff's EM)	1,846	272	↓85%

⁶ The Adult Probation Department's Home Confinement Unit (HCU) operates two separate electronic monitoring programs for two distinct populations, the Curfew Program and the Domestic Violence Exclusion Zone Program (previously known as the HCU Bischof Program). Neither system is superior to the other, but they are appropriate for different purposes. The Curfew program uses both radio frequency ("RF") and Global Positioning Systems ("GPS") technology to monitor and enforce curfews that are a condition of release or probation. The DV Exclusion Zone program operates under the authority of the Cindy Bischof Law, and is designed to provide a layer of protection for victims of certain domestic violence offenses. This program uses a GPS ankle bracelet to continuously monitor the defendant's whereabouts.

⁷ Each week, OJC adds new program data to the cumulative counts in Table 4. However, all differences in the cumulative data between the current week and prior weeks are not due entirely to new activity. Delays in entry and corrections to GPS and Curfew activation data contribute to these differences. Some small fraction of the pretrial population will be on warrant status.