



# Juvenile Temporary Detention Center

## Monthly Indicators Report: February 2026

The Juvenile Temporary Detention Center (JTDC) provides temporary secure housing for youth from the age of 10 through 17 years, who are awaiting adjudication of their cases by the Juvenile Division of the Cook County Courts. The Center also houses youth who have been transferred from Juvenile Court jurisdiction to Criminal Court. These youth would otherwise be incarcerated in the county jail.

The Circuit Court of Cook County JTDC Monthly Indicators Report presents key metrics that monitor facility population, room confinement, and disciplinary incidents. All analyses were conducted by the Research and Evaluation Unit of the Office of the Chief Judge using data provided by the JTDC.

### JTDC Population Overview

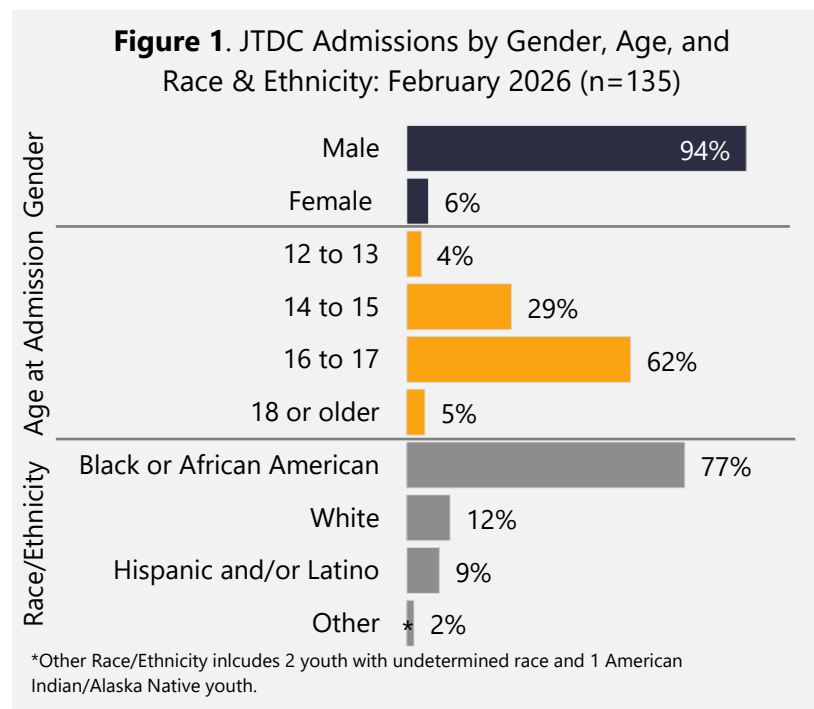
#### Admissions, Releases, and Average Daily Population

For February 2026, a total of 135 youth were admitted into the JTDC and 125 youth were released from the center. The average daily population for February 2026 in JTDC was 145 youth.

#### Admissions to the Center by Age, Gender, and Race

**Figure 1** provides a demographic breakdown of the **135 youth who were admitted** to the JTDC in February 2026.

- Male youth accounted for 94% of all admissions for the reporting period.
- 16 and 17 year olds accounted for 62% of admissions, followed by those 14 and 15 years of age (29%), 18 or older (5%), and 12 to 13 years of age (4%).
- Black/African American youth accounted for 77% of detention admissions in February 2026.



## Charges Among Youth Admitted to the JTDC

**Table 1** lists the charges for which youth were admitted to the JTDC during the month. Data for twelve youth were missing information on charges in the files provided by the JTDC. The remaining 123 youth had 151 total charges, with most youth having only one charge associated with their case.

**Table 1:** Charge Description for Youth Admitted to the JTDC: February 2026

Charge Description	Count of Charges
Unlawful Use of a Weapon	58
Juvenile Arrest Warrant	19
Armed Robbery	16
Battery or Assault	12
Other Gun Related	10
Robbery	8
Possession of a Stolen Motor Vehicle	4
Vehicular Hijacking	4
Attempted Murder	3
Flee/Resist/Obstruct	3
Murder	3
Theft/Retail Theft	3
Home Invasion	3
Burglary	1
Criminal Damage to Property	1
Other Vehicle Related	1
Threat	1
Other	1
<b>Total Charge Count</b>	<b>151</b>
<b>Total Individuals Admitted w/ Charge Data*</b>	<b>123</b>

\* Twelve of the 135 youth admitted to the JTDC during the reporting month were missing charge information in the files the JTDC provided to the OCJ R&E Unit.

## Key Indicators

The following sections present data for six key indicators across three categories including:

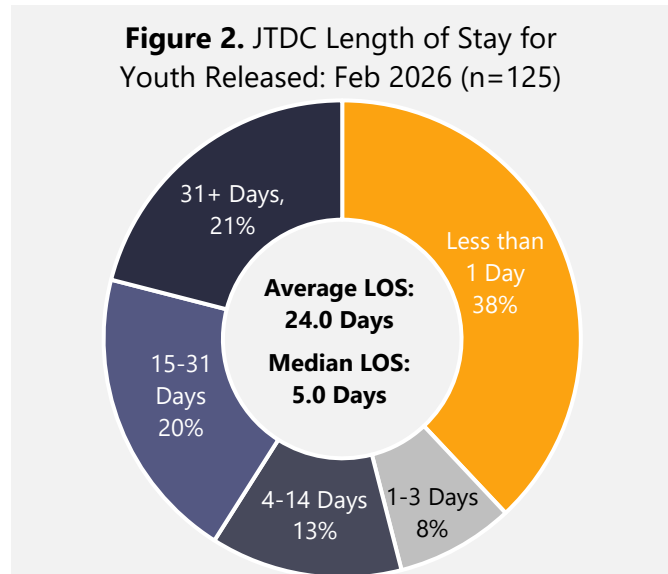
Category	Indicator
Total time in detention	1: Length of Stay (number of "bed days" spent in the JTDC)
Room Confinement due to Incident: Use of room confinement due to disciplinary, behavioral management, medical/mental health, or non-behavioral related incidents	2A: Number and percent of JTDC population confined to room for one or more disciplinary, behavioral management, medical/mental health, or non-behavioral related incidents 2B: Number of room confinement events by incident type 2C: Average and median duration of room confinement by incident type
Total time confined to rooms	3: Average number of non-sleeping hours per day confined to room

# Total Time in Detention

## Indicator 1 – Length of Stay

**Figure 2** shows Length of Stay (LOS) for youth released from the JTDC during the reporting period. LOS is calculated based upon the release file provided monthly by the JTDC. During the reporting period a total of **125 youth were released from the JTDC**.

- Of the youth released, 38% were detained for less than one day.
- 8% were detained between 1-3 days, 13% were detained between 4-14 days, and 20% were detained for 15-31 days. The remaining 21% of youth spent more than 31 days (more than a month) in the detention center.
- The average (mean) length of stay was approximately 24 days; the median stay was 5 days.



---

## Room Confinement Due to Incident

While detained at the center, youth may be confined to their rooms in response to specific incidents that fall into four categories.

**Disciplinary:** Disciplinary confinements are described in two subcategories:

- Major Rules Violations (MRV): include confinements due to issues like intimidation or threats against peers or adults, physical fights between two youth, physical assaults, inciting a major disturbance, possession of hazardous contraband, unauthorized movement, failure to comply, and malicious destruction of property.
- Extraordinary Circumstances (EC): are confinements due to participation in major group disturbance resulting in injury to residents or staff, physical assault against adult, premeditated blindsided violent attack, and superintendent holds.

**Behavioral Management:** Behavioral management confinements include cool offs and lockdowns or limited lockdowns due to an incident to provide the youth with a safe and secure environment.

**Medical and Mental Health:** Medical and Mental Health confinements are at the request of medical or mental health staff.

**Non-Behavioral:** Non-Behavioral confinements are where youth choose to stay in their rooms (self-confinement). This can also include when a youth is on a court return.

Additionally, the center places individuals in their rooms during first and second shift changes - these periods are called "Secured Reflection". For clarity, administrative functions like staff rotations and secured reflections are not counted as non-behavioral confinements in the following analyses.

**Indicator 2A: Number and Percentage of Youth Confined to Room Due to Incident**

Not every youth in the detention center is involved in an incident that results in room confinement for disciplinary, behavioral management, medical/mental health, or non-behavior related reasons, while other youth are confined multiple times for the same or different type of incident.

**Table 3** summarizes use of room confinement for individual youth during the month. There were 235 individuals in the JTDC during the month; of these 37% (88 of 235) were confined to their rooms one or more times due to an incident.<sup>1</sup>

- 24% (57 of 235) were confined to their room due to a disciplinary incident,
- 11% (25 of 235) were confined to their room due to a medical/mental health incident, and
- 15% (36 of 235) chose to stay in their rooms for self-confinement or after sleeping hours or were awaiting court (non-behavioral confinements).

**Table 3.** Number and Percent of Youth Confined to Room at Least One Time During the Month by Incident Type: Total JTDC Population February 2026 (n = 235)\*

Confined to Room due to Incident	Youth with No Room Confinement		Youth with One or More Room Confinement*	
	Row Count	Row Percent Of Total Population	Row Count	Row Percent Of Total Population
<b>Room Confinement for any Incident</b>	<b>147</b>	<b>63%</b>	<b>88</b>	<b>37%</b>
Room Confinement for Disciplinary Incident	178	76%	57	24%
Room Confinement for Behavioral Management	235	100%	0	--
Room Confinement for Medical/Mental Health	210	89%	25	11%
Room Confinement Non-Behavioral	199	85%	36	15%

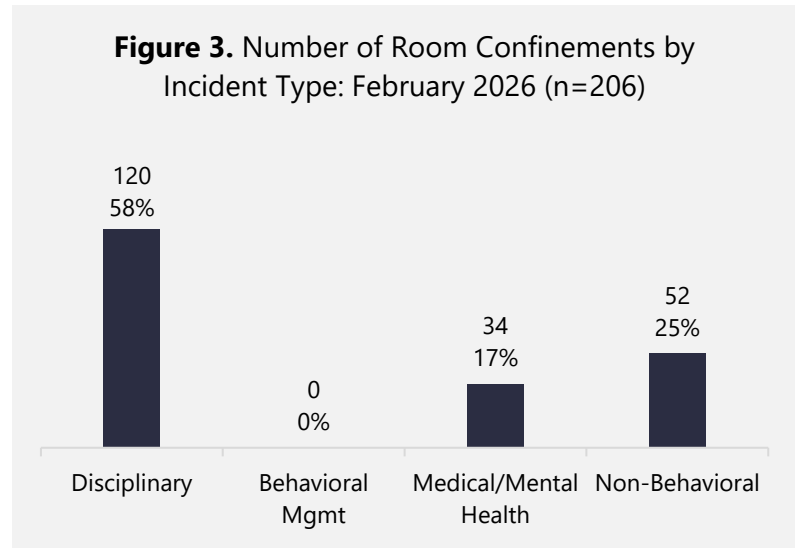
\*Youth could be confined for different types of incidents; a single individual could be counted in each row above. For example, a youth confined to room for a medical reason and for self-reflection at any time during the month would be counted in each respective row.

<sup>1</sup>Because youth may be confined for different types of incidents, a single individual could be counted in each row in Table 3.  
Publish Date: 4/15/2026

## Indicator 2B: Total Room Confinement Events by Incident Type

There were 206 room confinement events among the 235 youth at the JTDC during the month.

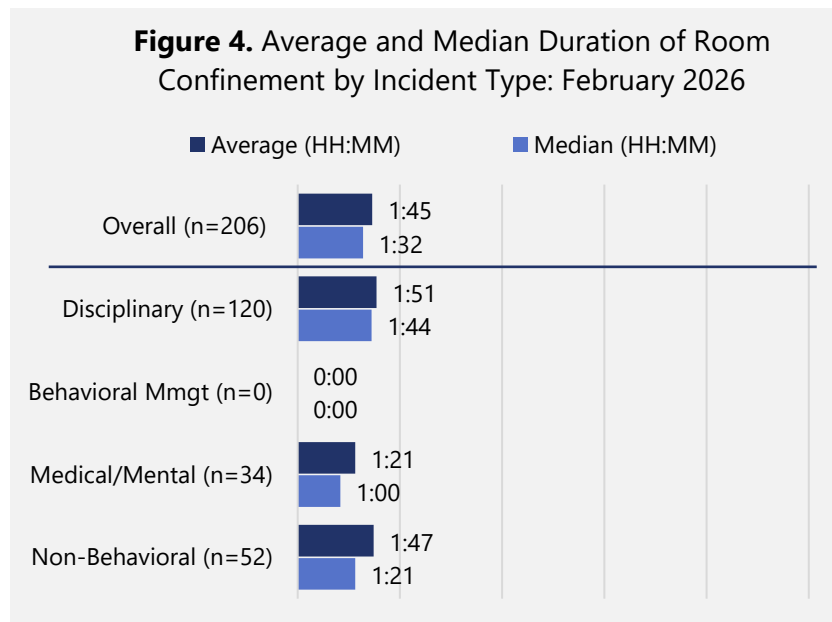
As seen in **Figure 3**, the majority of February’s confinements were for a disciplinary incident (58%, 120) or a non-behavioral incident (25%, 52). Confinement for medical or mental health reasons made up 17% (34) of incidents. There were no incidents involving behavioral management. Although not depicted here, most confinements for non-behavioral incidents were “self-confinements” after room time or sleeping hours.



## Indicator 2C: Average and Median Duration of Room Confinement by Incident Type

As seen in **Figure 4**, each confinement incident lasted an average of 1 hour and 45 minutes, with a median of 1 hour and 32 minutes.

On average, disciplinary confinements had the longest confinement times (1 hour and 51 minutes). Medical and Mental Health confinements averaged about 1 hour and 21 minutes and non-behavioral incidents averaged about 1 hour and 47 minutes.



**Table 4** provides detail on the **average duration of disciplinary room confinements** imposed due to a major rule violation (MRV) or extraordinary circumstance (EC). The table shows violation type, average number of hours of room confinement per incident, and median duration of confinement. The five most common reasons for disciplinary room confinement were fights, major security risks, intimidation or threat against an adult, physical assault against peers, and concurrent minor infractions.

**Table 4.** Disciplinary Room Confinements and Duration of Confinements: February 2026

Reason for Disciplinary Room Confinement	Number of Incidents	Avg. Duration (HH:MM)	Median Duration (HH:MM)
<b>Total Disciplinary Room Confinement Incidents</b>	<b>120</b>	<b>1:51</b>	<b>1:44</b>
Fights	30	2:08	2:01
Security Risk (Major)	22	1:19	1:05
Intimidation or Threats Against an Adult	20	1:36	1:41
Concurrent Minor Infractions (Minor to Major)	11	1:59	1:59
Intimidation or Threats Against a Peer	10	1:42	1:37
Physical Assault Against Peer(s)	9	1:44	1:51
Premeditated Blindsided Violent Attack	6	2:55	3:10
Participation in a Group Assault	4	1:38	1:48
Physical Assault Against an Adult(s)	4	3:09	2:36
Possession of Hazardous Contraband	4	1:22	1:07

## Total Time Confined to Rooms

### Indicator 3: Non-Sleeping Hours Per Day Individual Youth Spend Confined to Room

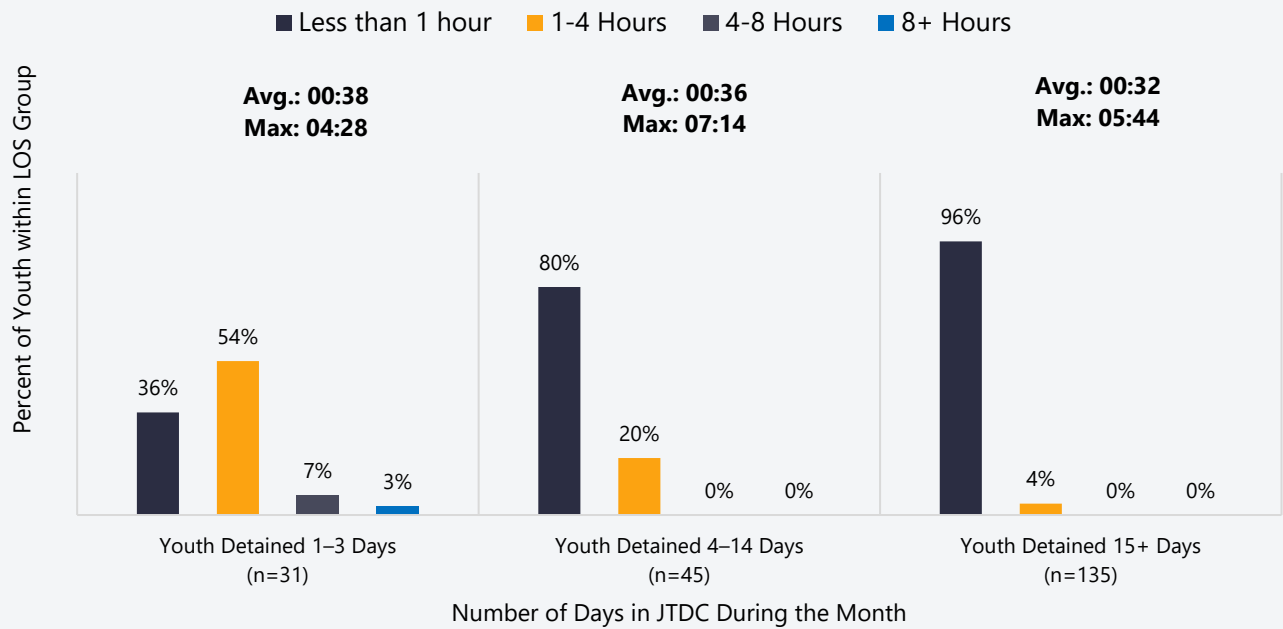
In addition to room confinement for disciplinary, behavioral management, medical/mental health, or non-behavior related reasons, the center also places youth in their room during shift changes or “secured reflection” as a standard security protocol used primarily to maintain safety and security within the facility during staff transition - these periods general last about 30 minutes.

**Non-sleeping hours per day in room** for each youth were calculated as the hours confined to room, divided by the number of bed days the youth was in the facility during the month. Non-sleeping hours confined includes the incidents described in Indicator 2, as well as shift change and other staff rotations. Because the number of days that youth are detained at the JTDC varies, hours per day in room were calculated for three length of stay categories: 1-3 days, 4-14 days, and 15 or more days within the month. Youth housed at the JTDC for less than 1 day or who had an undetermined length of stay were excluded (24 youth), resulting in 211 youth in total for the current reporting month.

**Figure 5** shows, by number of days detained, the percentage of youth who, on average, spent: 1) less than 1 non-sleeping hour per day in their room; 2) between 1-4 hours; 3) between 4-8 hours; and 4) eight or more non-sleeping hours per day in their rooms.

As shown in **Figure 5**, approximately a third (36%) of the youth who were detained 1-3 days spent less than one non-sleeping hour per day in their room. In contrast, most youth detained in the JTDC for 15 days or longer (96%) and 4 to 14 days (80%) spent less than one non-sleeping hour per day in their room.

**Figure 5. Average Non-Sleeping Hours per Day Confined to Room by Number of Days in JTDC: February 2026**




---

**Note on Research Integrity:** The Office of the Chief Judge Research and Evaluation Unit is committed to the highest standards of research integrity. The Unit’s mission is to produce and communicate research and evaluation findings that are objective, transparent, and accountable, and worthy of public trust. The unit requires all staff and collaborators to adhere to the responsible conduct of research and research ethics in all stages of the research process, including project design, data collection and analysis, and the reporting of findings.

---