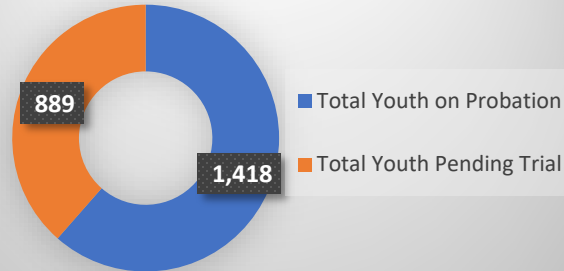


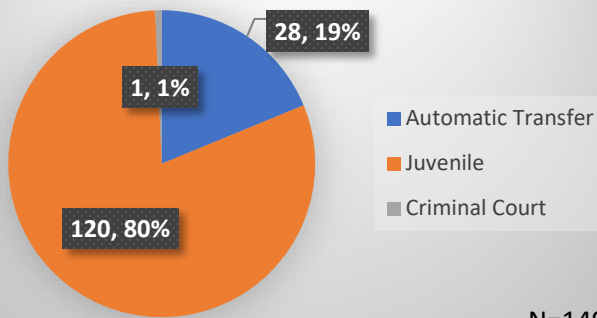
**Daily Data Dashboard – January 6, 2026**  
**Demographics for JTDC Population**  
**Tuesday Morning Midnight Count**

**Number of Court Involved Youth**



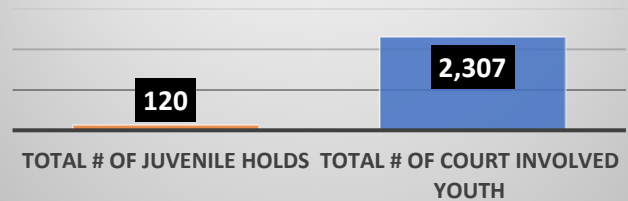
N=2,307

**Total JTDC Population Held**

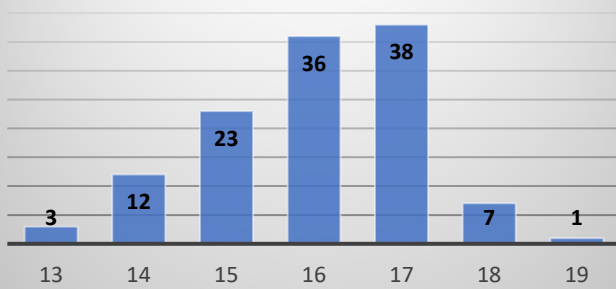


N=149

**Court Involved Youth  
VS.  
Juvenile Holds in JTDC**

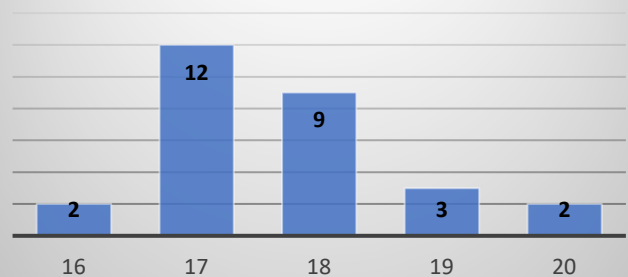


**Age (Juvenile)**



N=120

**Age (AT)**



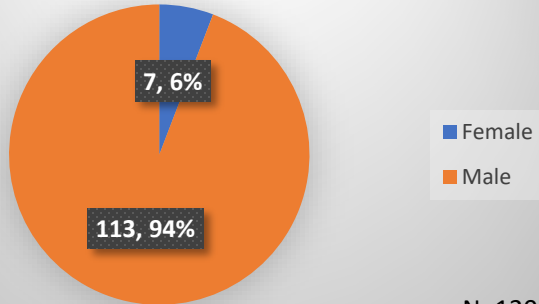
N=28

Data sources: cFive Supervisor – Court Involved Population and RMIS – JTDC Population

This data reflects the most accurate information available at the time the datasets were generated. Please note that all reports and data provided are subject to a margin of error of 5% or less

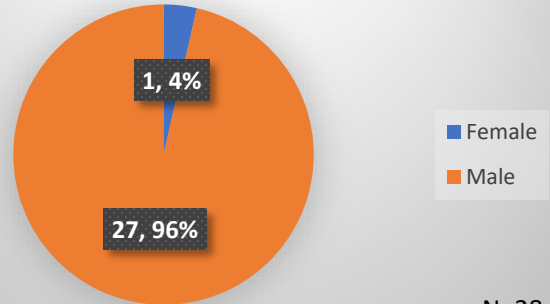
**Daily Data Dashboard – January 6, 2026**  
**Demographics for JTDC Population**  
**Tuesday Morning Midnight Count**

**Gender (Juvenile)**



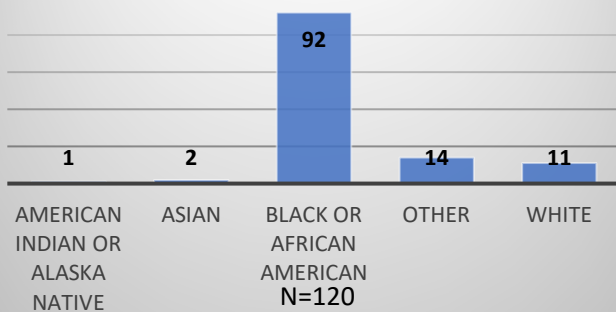
N=120

**Gender (AT)**



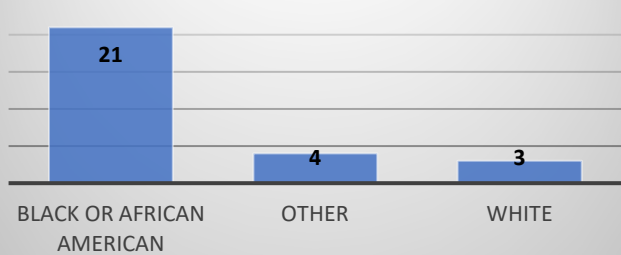
N=28

**Race (Juvenile)**



N=120

**Race (AT)**



N=28

Data sources: cFive Supervisor – Court Involved Population and RMIS – JTDC Population

This data reflects the most accurate information available at the time the datasets were generated. Please note that all reports and data provided are subject to a margin of error of 5% or less