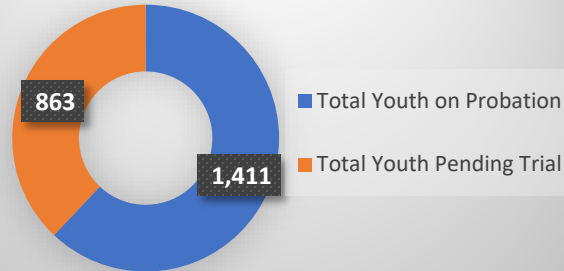


# Daily Data Dashboard – December 23, 2025

## Demographics for JTDC Population

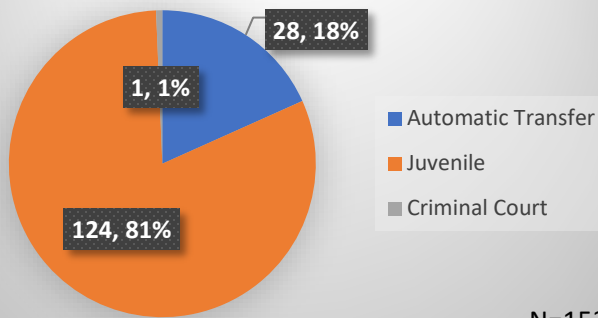
### Tuesday Morning Midnight Count

#### Number of Court Involved Youth



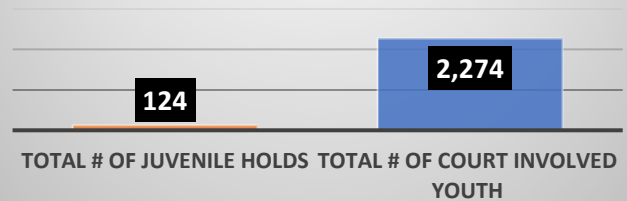
N=2,274

#### Total JTDC Population Held

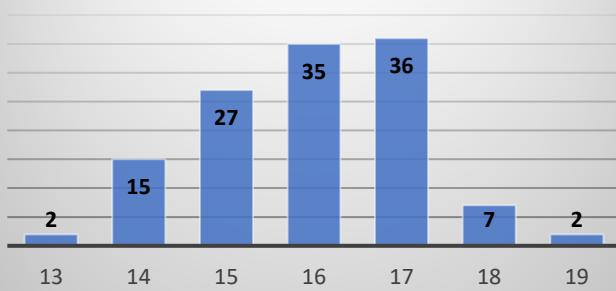


N=153

#### Court Involved Youth vs. Juvenile Holds in JTDC

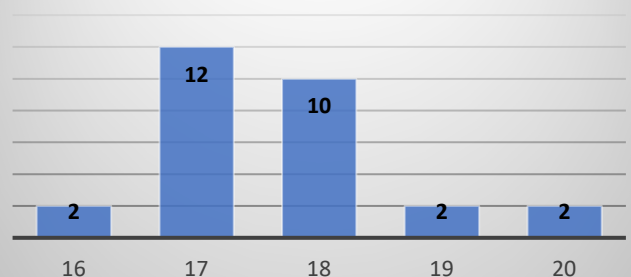


#### Age (Juvenile)



N=124

#### Age (AT)



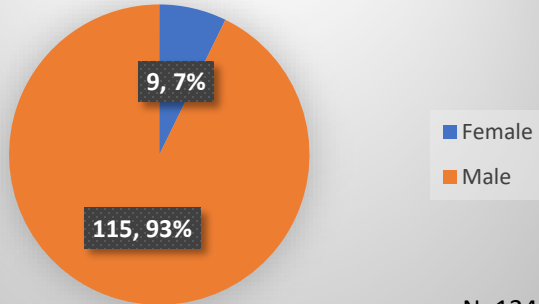
N=28

Data sources: cFive Supervisor – Court Involved Population and RMIS – JTDC Population

This data reflects the most accurate information available at the time the datasets were generated. Please note that all reports and data provided are subject to a margin of error of 5% or less

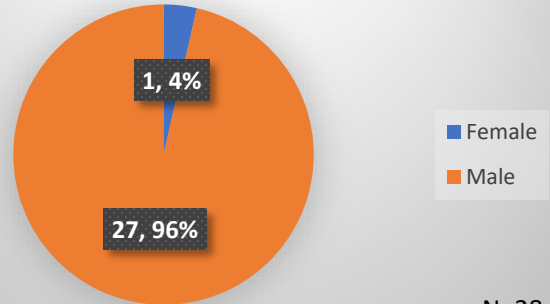
**Daily Data Dashboard – December 23, 2025**  
**Demographics for JTDC Population**  
**Tuesday Morning Midnight Count**

**Gender (Juvenile)**



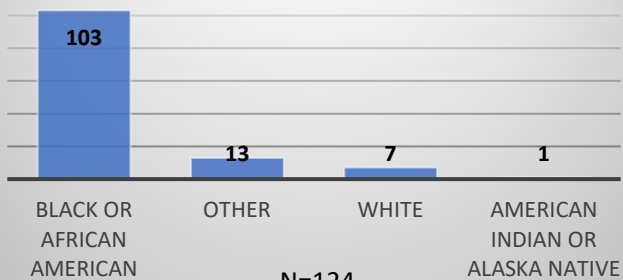
N=124

**Gender (AT)**



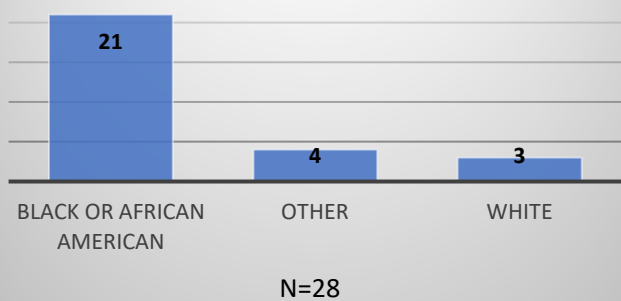
N=28

**Race (Juvenile)**



N=124

**Race (AT)**



N=28

Data sources: cFive Supervisor – Court Involved Population and RMIS – JTDC Population

This data reflects the most accurate information available at the time the datasets were generated. Please note that all reports and data provided are subject to a margin of error of 5% or less